



**IDEA Dispute Resolution Data Summary for:  
Northern Marianas  
2004-05 to 2015-16**

The Individuals with Disabilities Education Act (IDEA) requires states and entities receiving IDEA grants to make available four dispute resolution processes and report annually on each to the U.S. Department of Education Office of Special Education Programs (OSEP). The four dispute resolution processes include written state complaints, mediation, due process complaints, and resolution meetings associated with due process.

The purpose of this summary is to provide an historical look at dispute resolution data and to assist with the identification of trends and changes in the use of the IDEA dispute resolution processes over time. Additional summaries can be found on the CADRE website at: <http://www.cadnetworks.org/resources/cadre-materials/state-part-b-dispute-resolution-data-summaries>

This summary features data for school years ("SY" July 1-June 30) 2004-05 through 2015-16 drawn from CADRE's National Longitudinal Database. Data are collected from the following sources: [1] from SY 2004 to the present, dispute resolution activity reported in states' Annual Performance Reports (APRs), first as Attachment 1 and later as Table 7; [2] from SY 2006 to the present, Section 618 data collected by the Data Accountability Center (DAC) and now (as of SY 2011) reported to EDFacts; [3] data published in OSEP's Annual Report to Congress; and [4] data adjustments collected from states by CADRE after OSEP and DAC data were locked. Westat/DAC raw data files for SY 2005-2010 are available at: <http://tadnet.public.tadnet.org/pages/712>.

CADRE examines dispute resolution data for internally inconsistent values (based on report element definitions). When inconsistent values are found, they are reconciled with OSEP. States are encouraged to submit notes or explanations regarding any conditions, anomalies, or corrections relating to the data included herein. In addition, CADRE invites readers to provide input on the usefulness of these reports, including suggestions and adjustments.

**Contents:**

Pages 2 - 10: The following charts (for SY 2006-07 through 2015-16):

- 1) Total Dispute Resolution Activity by State/Entity per 10K Childcount: 2015-16
- 2) IDEA Dispute Resolution Activity per 10K Childcount
- 3) IDEA Dispute Resolution Activity
- 4) Relative Use of Dispute Resolution Options
- 5) Aggregate Use of Dispute Resolution Options
- 6) Written State Complaint Activity per 10K Childcount
- 7) Mediation Activity per 10K Childcount
- 8) Due Process Complaint Activity per 10K Childcount
- 9) Timeliness of Due Process Hearing Decisions per 10K Childcount
- 10) Relative Disposition of Due Process Complaints

Pages 11 - 23: Annual dispute resolution data summaries (for SY 2004-05 through 2015-16).

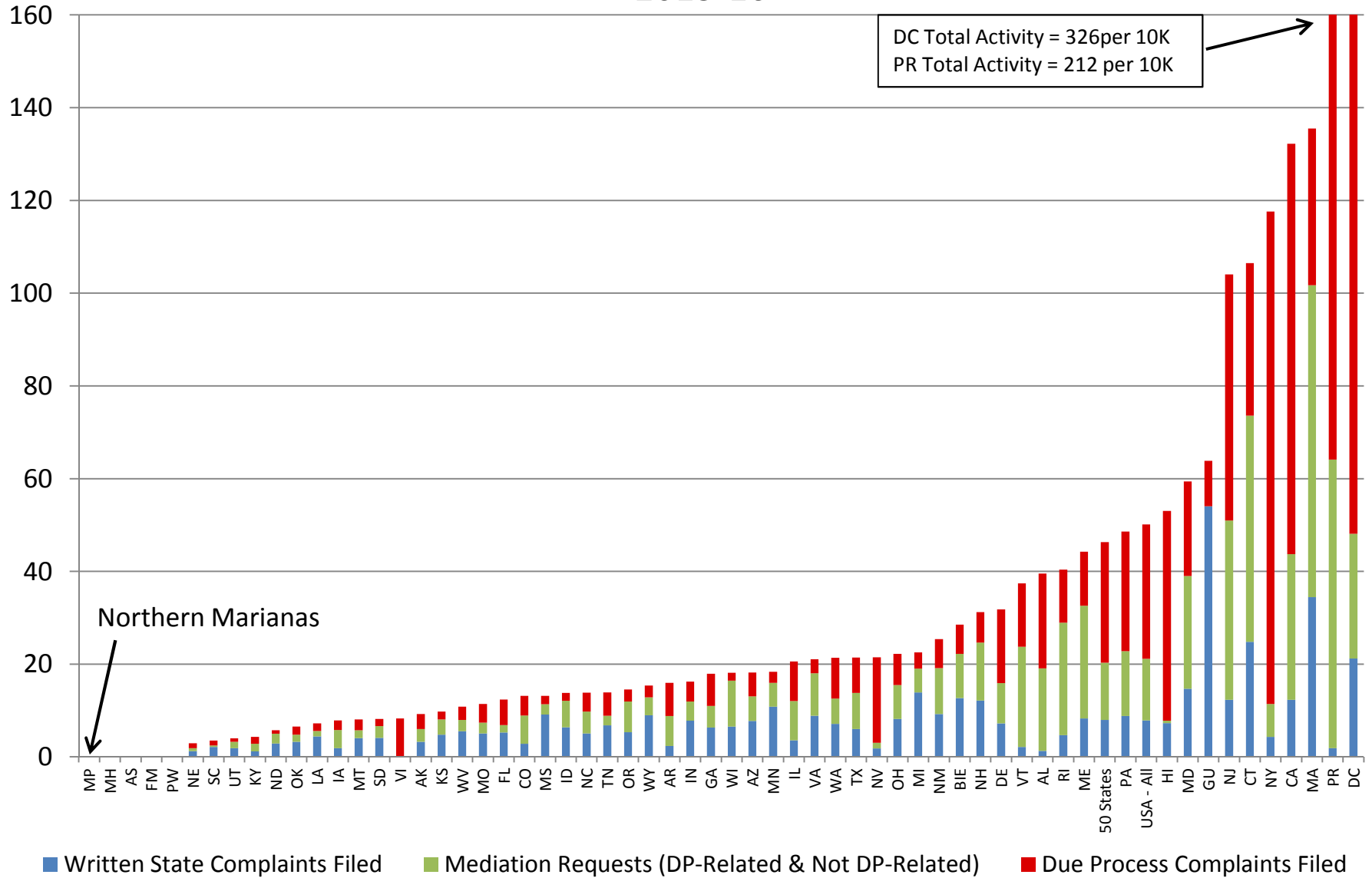
For clarification or assistance, contact:

Diana Cruz  
[cadre@directionservice.org](mailto:cadre@directionservice.org)  
or call 541-686-5060

Created by CADRE:  
12/20/2017 11:58 AM

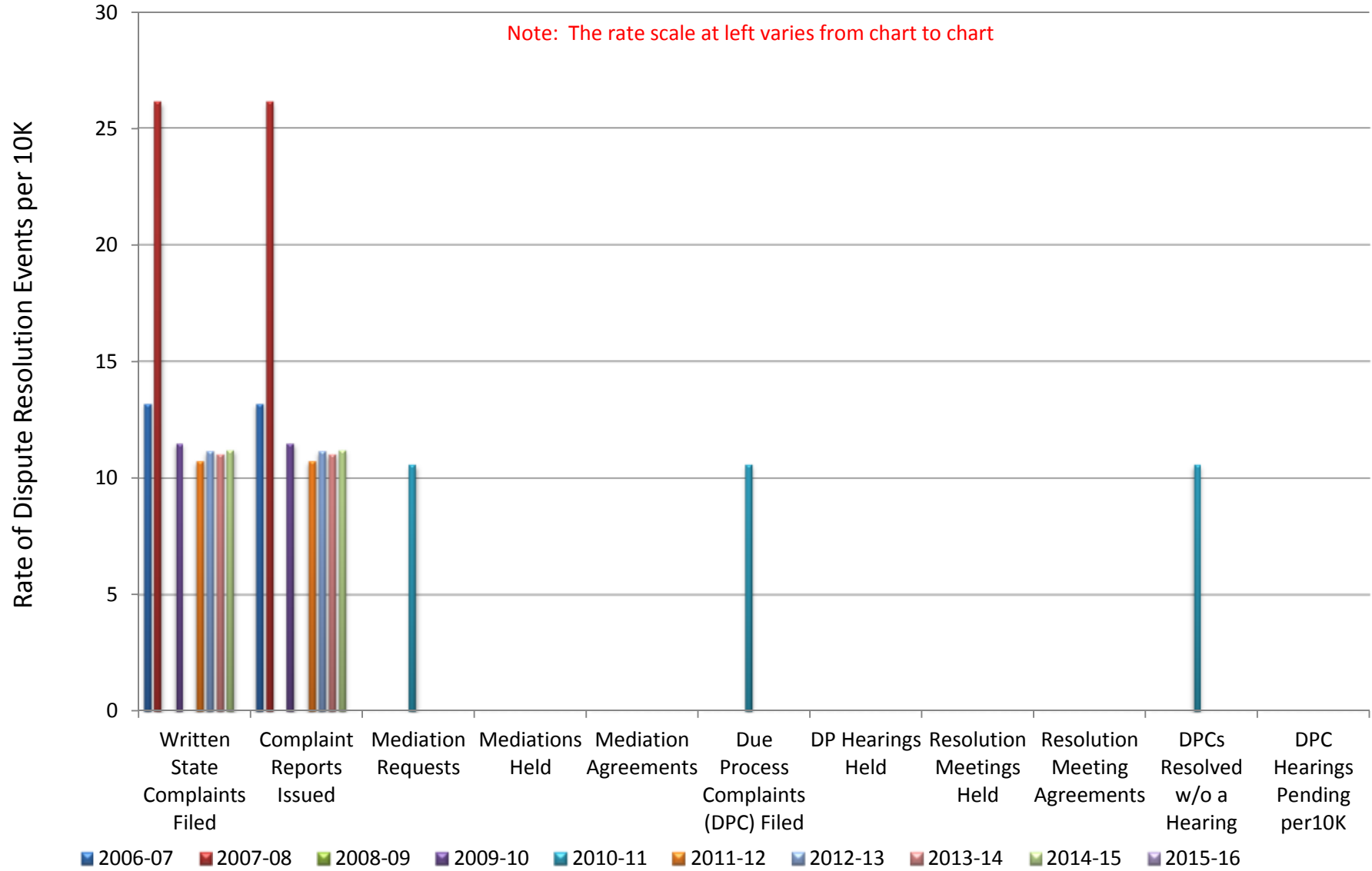


# Total Dispute Resolution Activity by State/Entity per 10K Childcount: 2015-16



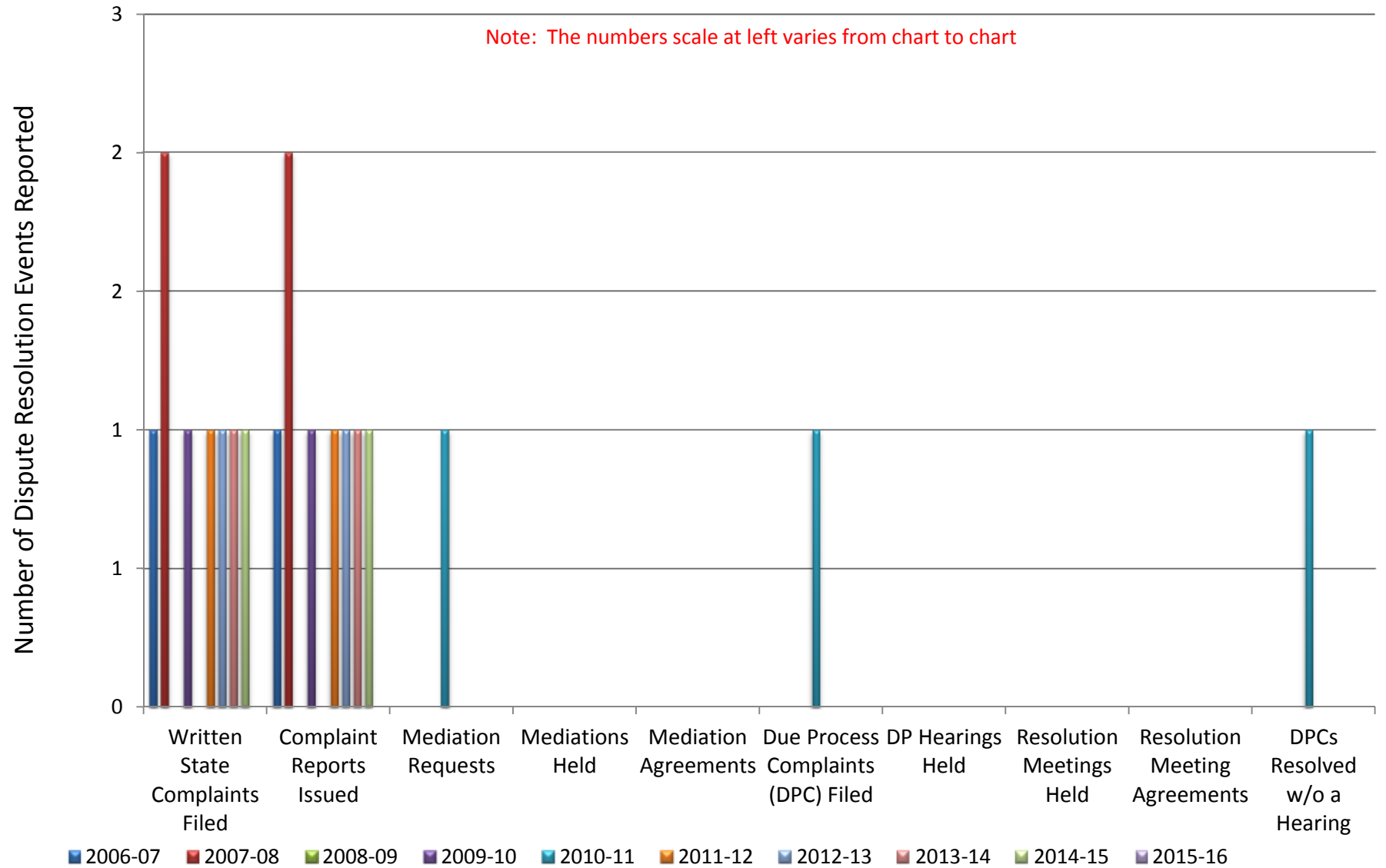


## IDEA Dispute Resolution Activity per 10K Childcount: Northern Marianas





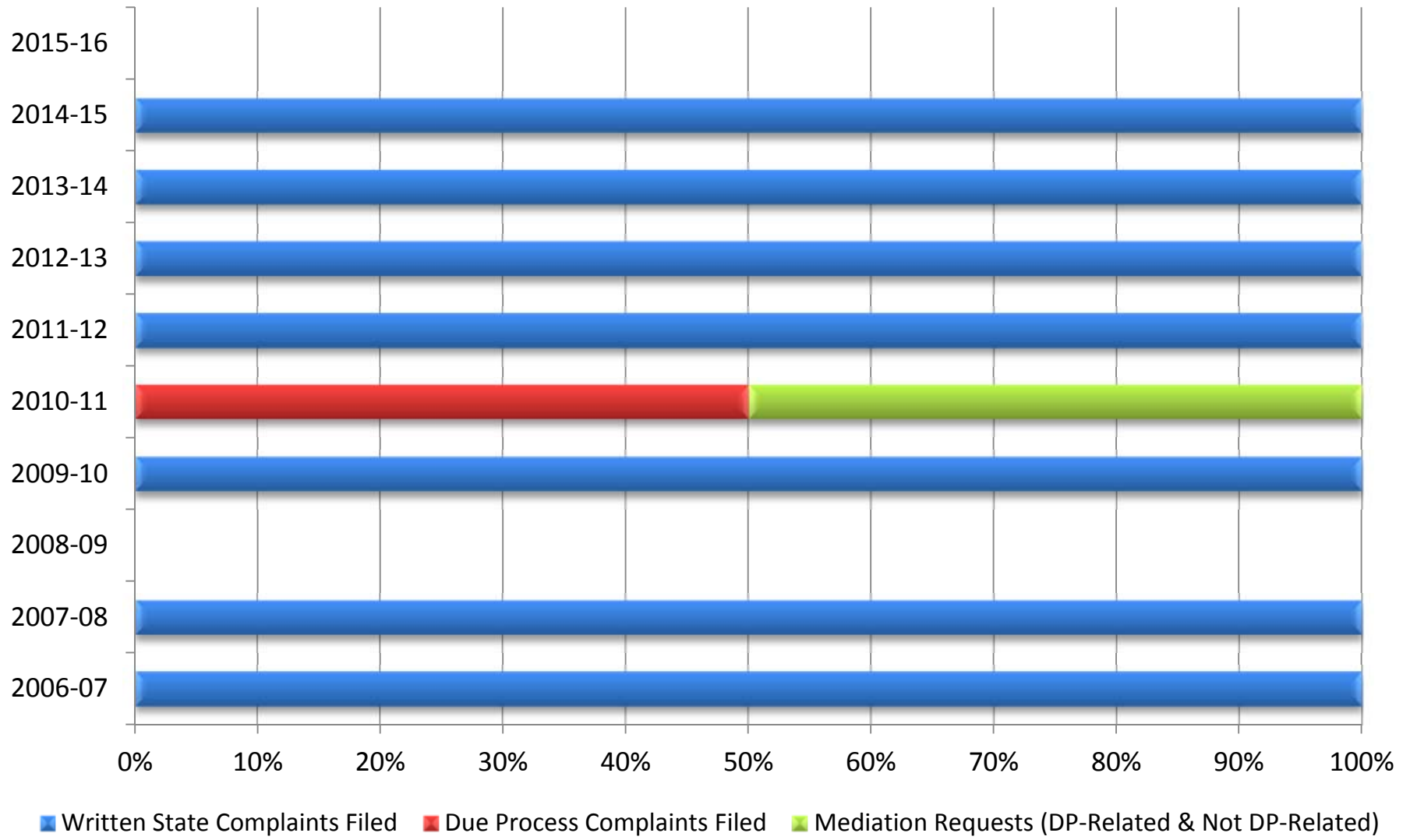
# IDEA Dispute Resolution Activity: Northern Marianas





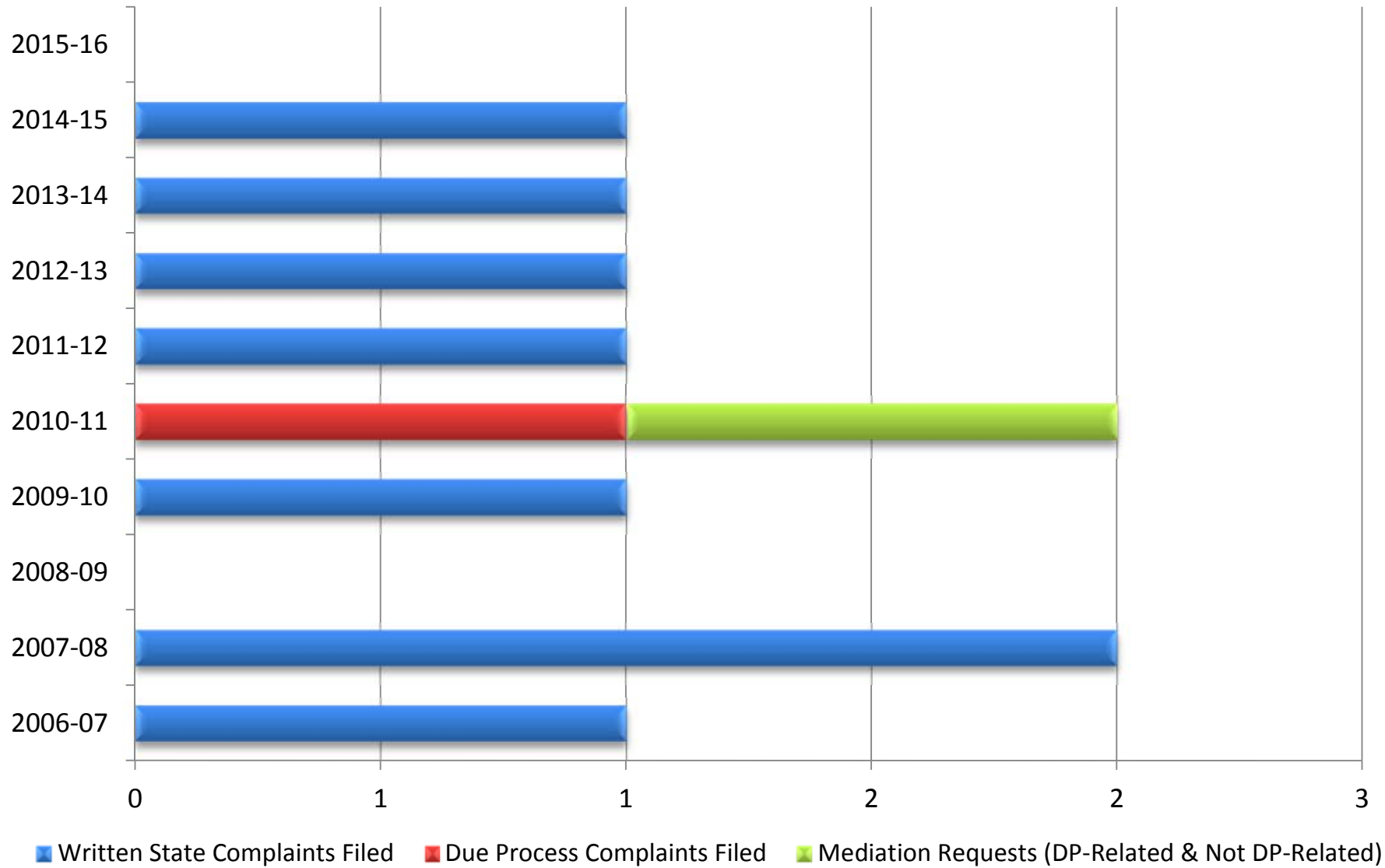
## Relative Use of Dispute Resolution Options: Northern Marianas

Note: 100% = The sum of requests for all dispute resolution processes



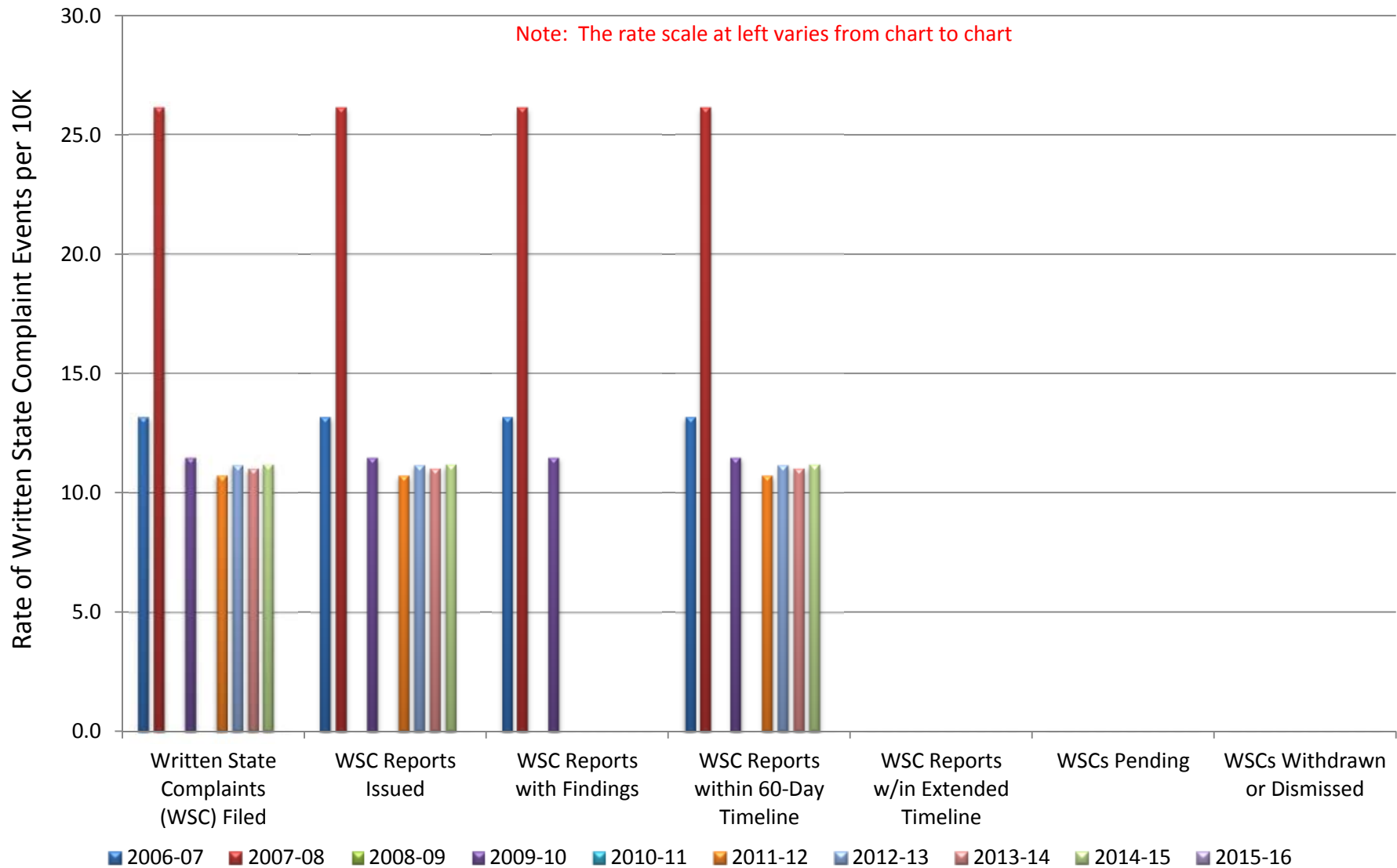


## Aggregate Use of Dispute Resolution Options: Northern Marianas



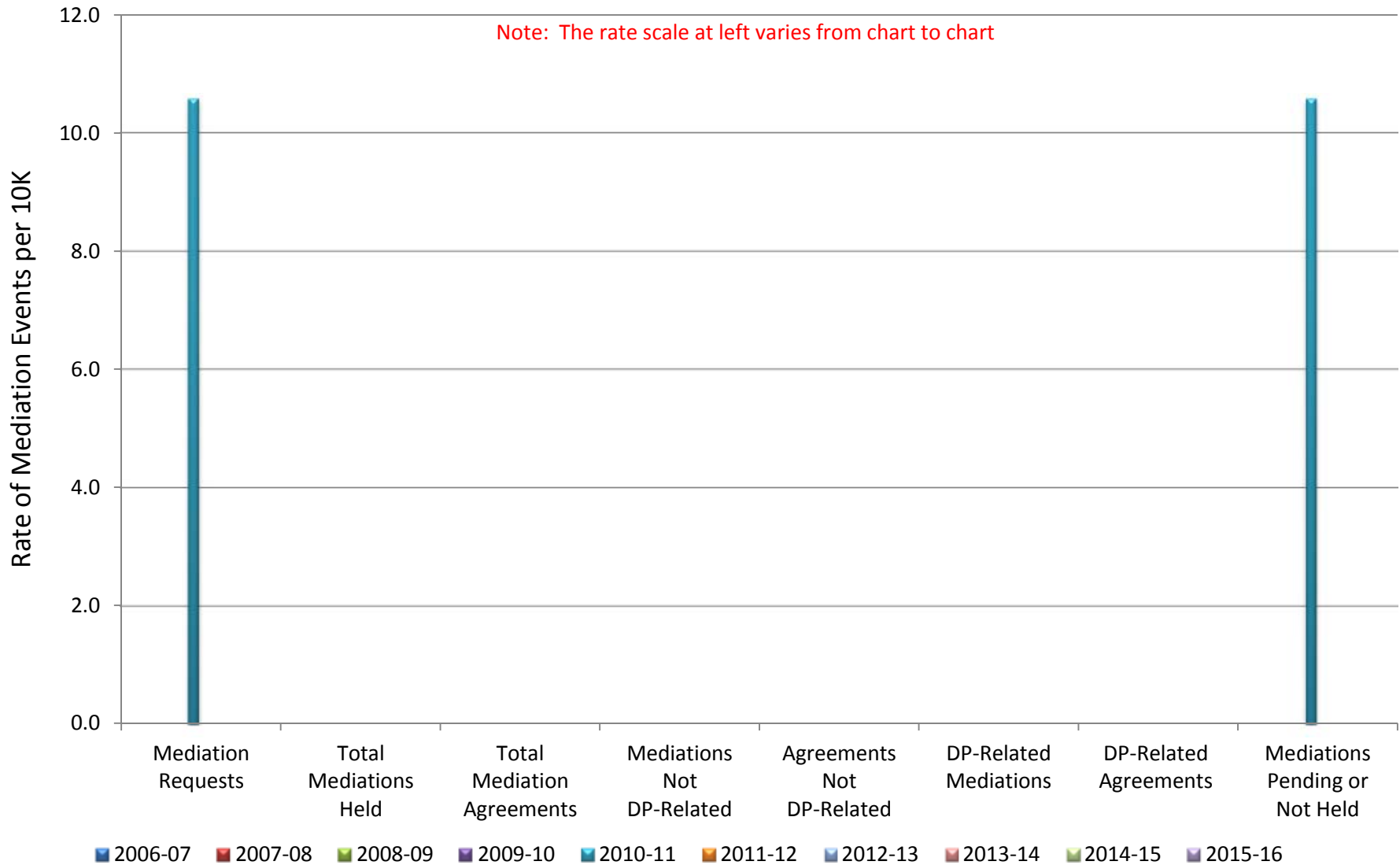


## Written State Complaint Activity per 10K Childcount: Northern Marianas





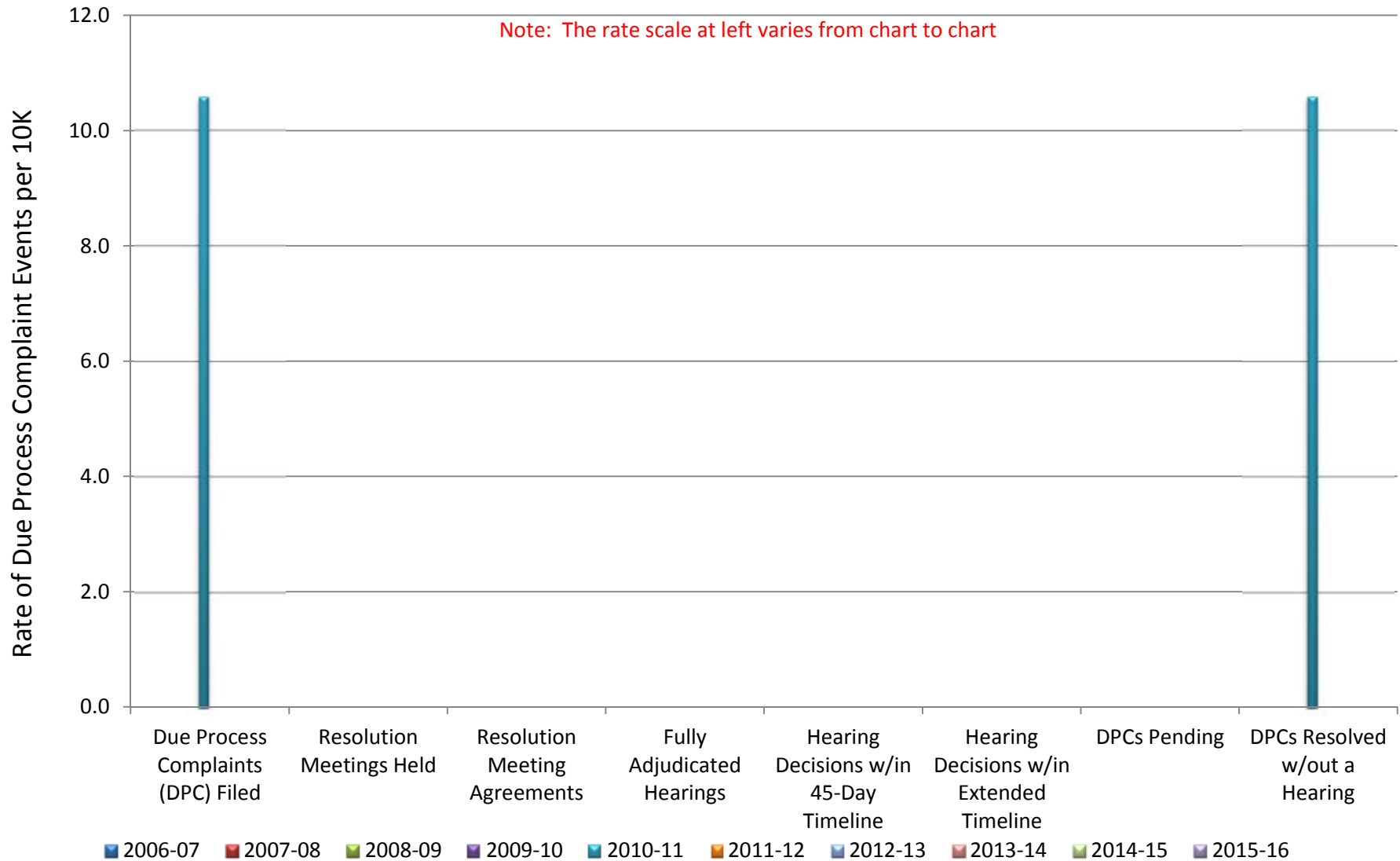
# Mediation Activity per 10K Childcount: Northern Marianas





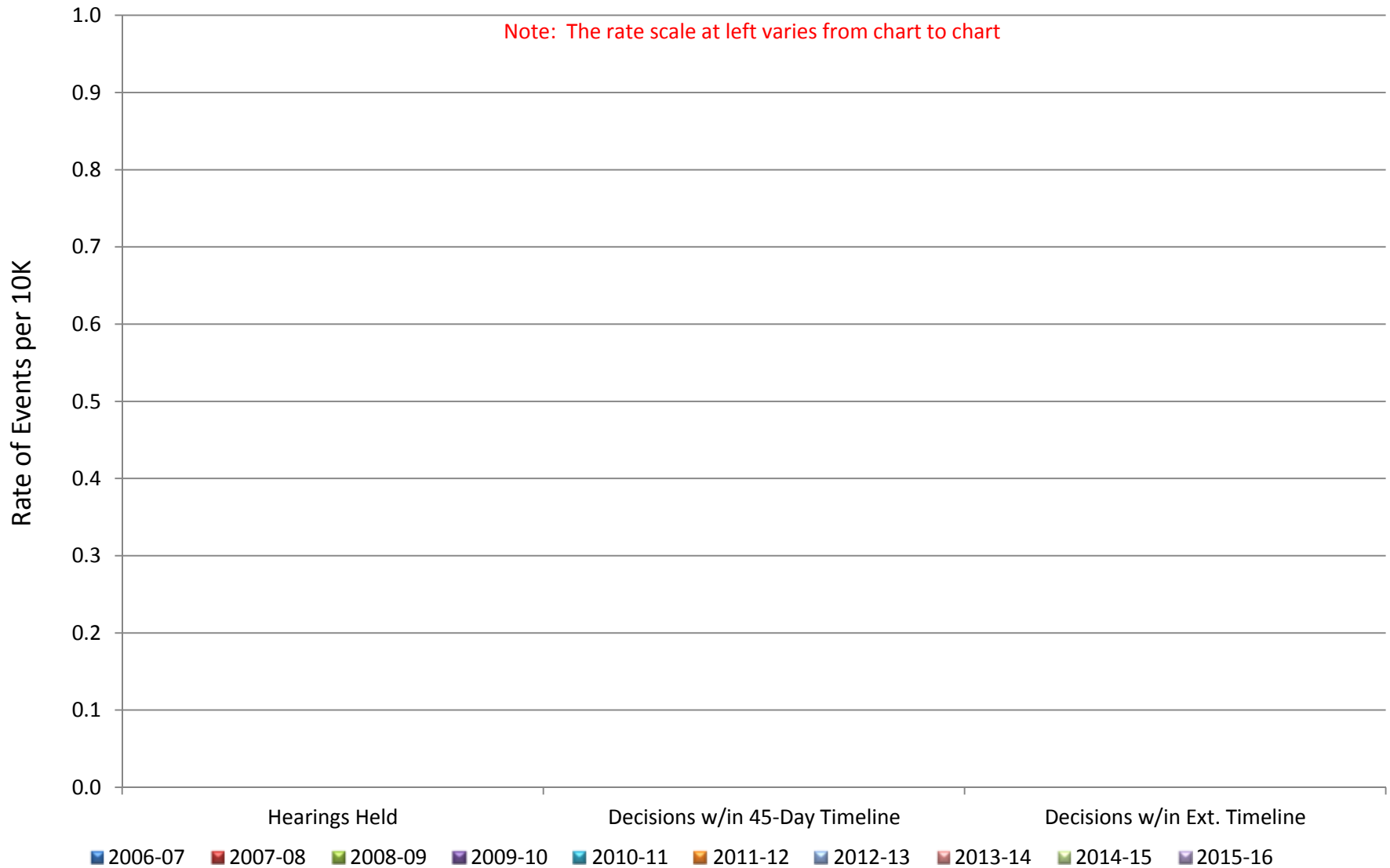


## Due Process Complaint Activity per 10K Childcount: Northern Marianas



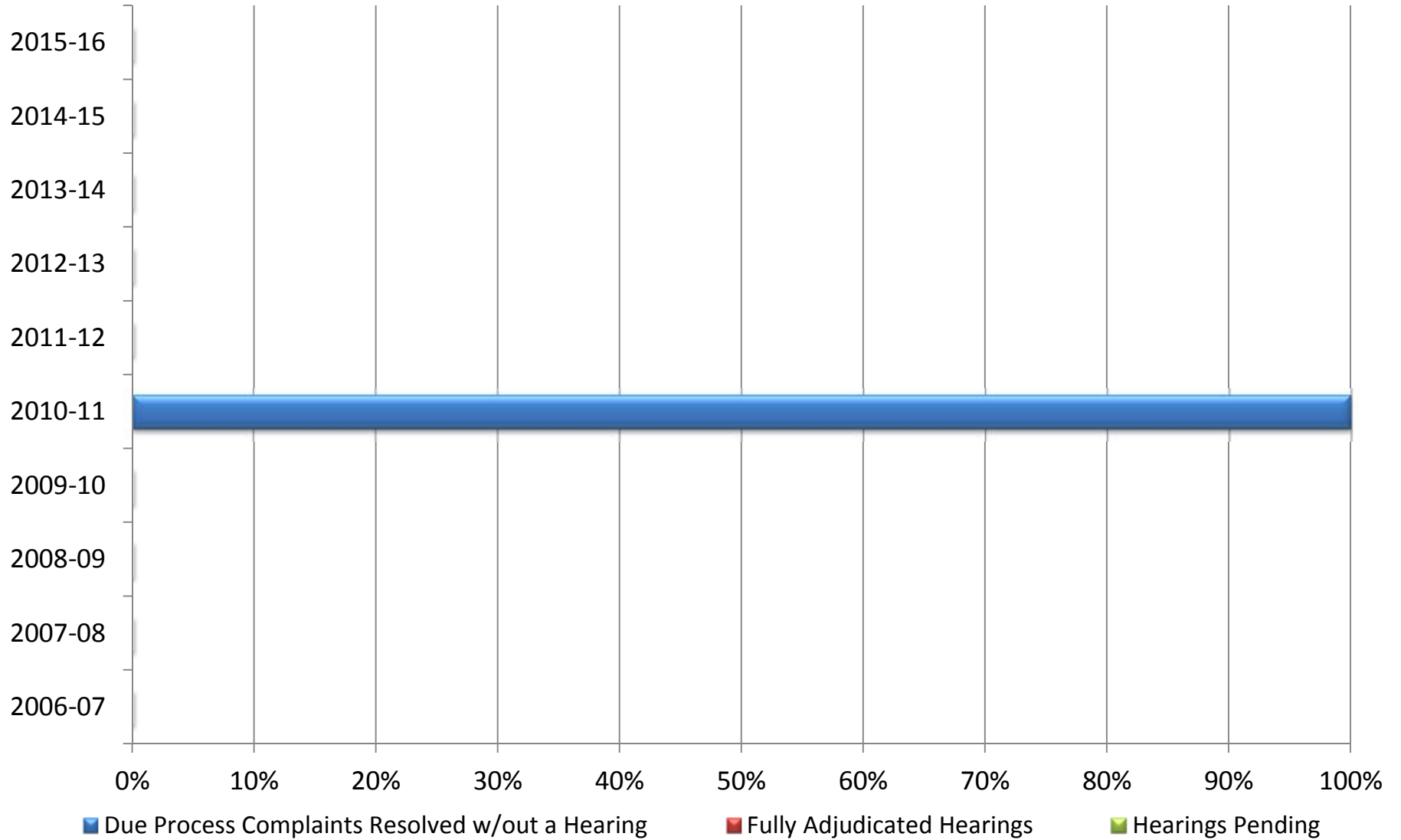


# Timeliness of Due Process Hearing Decisions per 10K Childcount: Northern Marianas





## Relative Disposition of Due Process Complaints: Northern Marianas





2015-16

	Northern Marianas		Comparator	
	Number Reported	Events Per 10K*	50 States	
			Events Per 10K*	Number Reported
<b>Written State Complaints</b>				
Written State Complaints Filed	0	0.0	8.0	5,301
Reports Issued Total	0	0.0	4.9	3,284
Reports with Findings	0	0.0	3.2	2,154
Reports within 60-Day Timeline	0	0.0	4.6	3,047
Reports within Extended Timelines	0	0.0	0.3	174
Total Reports within Timelines	0	0.0	4.8	3,221
Written State Complaints Pending	0	0.0	0.2	147
Complaints Pending a Due Process Complaint	0	0.0	0.1	55
Complaints Withdrawn or Dismissed	0	0.0	2.8	1,870

**Mediations**

Mediation Requests Total	0	0.0	12.3	8,227
Mediations Held	0	0.0	9.4	6,263
Due Process-Related Mediations	0	0.0	5.0	3,360
Due Process-Related Mediation Agreements	0	0.0	3.0	1,981
Mediations Not Related to Due Process	0	0.0	4.4	2,903
Mediation Agreements Not Related to Due Process	0	0.0	3.2	2,146
Total Mediation Agreements	0	0.0	6.2	4,127
Mediations Pending	0	0.0	0.7	1,484
Mediations Withdrawn or Not Held	0	0.0	2.2	480

**Due Process Complaints**

Due Process Complaints Filed	0	0.0	26.0	17,325
Resolution Meetings Held	0	0.0	11.9	7,936
Resolution Meeting Agreements	0	0.0	2.1	1,423
Fully Adjudicated Hearings	0	0.0	1.2	833
Hearings Held within 45-Day Timeline	0	0.0	0.3	216
Decisions within 45-Day Timeline	0	0.0	0.8	529
Decisions within Extended Timelines	0	0.0	1.1	745
DP Complaints Pending	0	0.0	8.8	5,890
DP Complaints Withdrawn, Dismissed or Resolved Without a Hearing	0	0.0	15.9	10,602

**Expedited Due Process Hearing Requests (EHR)\*\***

EHR DP Complaints Filed	0	0.0	0.5	336
EHR Resolution Meetings Held	0	0.0	0.2	142
EHR Resolution Meeting Agreements	0	0.0	0.1	83
EHR Fully Adjudicated Hearings	0	0.0	0.0	24
EHR Change of Placement Ordered	0	0.0	0.0	6
EHR DP Complaints Pending	0	0.0	0.1	34
EHR DP Complaints Withdrawn, Dismissed or Resolved Without a Hearing	0	0.0	0.4	278

Notes:

\* "Per 10K" values are computed by dividing the number of events by childcount (3-21 years) times 10,000; these "per capita" rates allow comparisons of activity across states.

\*\* Except for *EHR Change of Placement Ordered*, all EHR data points are included in the numbers reported for Due Process Complaints.

For questions regarding this report, contact Diana Cruz at: [cadre@directionservice.org](mailto:cadre@directionservice.org).



2014-15

	Northern Marianas		Comparator	
			50 States	
	Number Reported	Events Per 10K*	Events Per 10K*	Number Reported
<b>Written State Complaints</b>				
Written State Complaints Filed	1	11.2	7.5	4,907
Reports Issued Total	1	11.2	4.5	2,952
Reports with Findings	0	0.0	2.8	1,857
Reports within 60-Day Timeline	1	11.2	4.2	2,777
Reports within Extended Timelines	0	0.0	0.2	142
Total Reports within Timelines	1	11.2	4.5	2,919
Written State Complaints Pending	0	0.0	0.3	191
Complaints Pending a Due Process Complaint	0	0.0	0.2	111
Complaints Withdrawn or Dismissed	0	0.0	2.7	1,764

**Mediations**

Mediation Requests Total	0	0.0	14.5	9,482
Mediations Held	0	0.0	9.2	5,994
Due Process-Related Mediations	0	0.0	5.0	3,249
Due Process-Related Mediation Agreements	0	0.0	3.0	1,955
Mediations Not Related to Due Process	0	0.0	4.2	2,745
Mediation Agreements Not Related to Due Process	0	0.0	3.1	2,055
Total Mediation Agreements	0	0.0	6.1	4,010
Mediations Pending	0	0.0	1.4	2,564
Mediations Withdrawn or Not Held	0	0.0	3.9	924

**Due Process Complaints**

Due Process Complaints Filed	0	0.0	21.8	14,283
Resolution Meetings Held	0	0.0	10.9	7,123
Resolution Meeting Agreements	0	0.0	1.8	1,194
Fully Adjudicated Hearings	0	0.0	1.2	805
Hearings Held within 45-Day Timeline	0	0.0	0.3	209
Decisions within 45-Day Timeline	0	0.0	0.8	527
Decisions within Extended Timelines	0	0.0	1.1	736
DP Complaints Pending	0	0.0	5.0	3,285
DP Complaints Withdrawn, Dismissed or Resolved Without a Hearing	0	0.0	15.6	10,193

**Expedited Due Process Hearing Requests (EHR)\*\***

EHR DP Complaints Filed	0	0.0	0.4	288
EHR Resolution Meetings Held	0	0.0	0.2	125
EHR Resolution Meeting Agreements	0	0.0	0.1	62
EHR Fully Adjudicated Hearings	0	0.0	0.0	29
EHR Change of Placement Ordered	0	0.0	0.0	5
EHR DP Complaints Pending	0	0.0	0.0	24
EHR DP Complaints Withdrawn, Dismissed or Resolved Without a Hearing	0	0.0	0.4	235

Notes:

\* "Per 10K" values are computed by dividing the number of events by childcount (3-21 years) times 10,000; these "per capita" rates allow comparisons of activity across states.

\*\* Except for *EHR Change of Placement Ordered*, all EHR data points are included in the numbers reported for Due Process Complaints.

For questions regarding this report, contact Diana Cruz at: [cadre@directionservice.org](mailto:cadre@directionservice.org).



2013-14

	Northern Marianas		Comparator	
	Number Reported	Events Per 10K*	50 States	
			Events Per 10K*	Number Reported
<b>Written State Complaints</b>				
Written State Complaints Filed	1	11.0	7.6	4,929
Reports Issued Total	1	11.0	4.7	3,001
Reports with Findings	0	0.0	2.9	1,859
Reports within 60-Day Timeline	1	11.0	4.3	2,775
Reports within Extended Timelines	0	0.0	0.3	167
Total Reports within Timelines	1	11.0	4.6	2,942
Written State Complaints Pending	0	0.0	0.2	108
Complaints Pending a Due Process Complaint	0	0.0	0.1	77
Complaints Withdrawn or Dismissed	0	0.0	2.8	1,820

**Mediations**

Mediation Requests Total	0	0.0	13.6	8,799
Mediations Held	0	0.0	8.5	5,453
Due Process-Related Mediations	0	0.0	4.5	2,889
Due Process-Related Mediation Agreements	0	0.0	2.8	1,832
Mediations Not Related to Due Process	0	0.0	4.0	2,564
Mediation Agreements Not Related to Due Process	0	0.0	3.0	1,946
Total Mediation Agreements	0	0.0	5.9	3,778
Mediations Pending	0	0.0	1.2	2,547
Mediations Withdrawn or Not Held	0	0.0	3.9	799

**Due Process Complaints**

Due Process Complaints Filed	0	0.0	23.2	14,940
Resolution Meetings Held	0	0.0	12.2	7,852
Resolution Meeting Agreements	0	0.0	1.8	1,140
Fully Adjudicated Hearings	0	0.0	1.9	1,221
Hearings Held within 45-Day Timeline	0	0.0	0.3	219
Decisions within 45-Day Timeline	0	0.0	1.4	875
Decisions within Extended Timelines	0	0.0	1.7	1,094
DP Complaints Pending	0	0.0	5.7	3,705
DP Complaints Withdrawn, Dismissed or Resolved Without a Hearing	0	0.0	15.5	10,014

**Expedited Due Process Hearing Requests (EHR)\*\***

EHR DP Complaints Filed	0	0.0	0.4	287
EHR Resolution Meetings Held	0	0.0	0.2	115
EHR Resolution Meeting Agreements	0	0.0	0.1	70
EHR Fully Adjudicated Hearings	0	0.0	0.0	31
EHR Change of Placement Ordered	0	0.0	0.0	6
EHR DP Complaints Pending	0	0.0	0.0	15
EHR DP Complaints Withdrawn, Dismissed or Resolved Without a Hearing	0	0.0	0.4	241

Notes:

\* "Per 10K" values are computed by dividing the number of events by childcount (3-21 years) times 10,000; these "per capita" rates allow comparisons of activity across states.

\*\* Except for *EHR Change of Placement Ordered*, all EHR data points are included in the numbers reported for Due Process Complaints.

For questions regarding this report, contact Diana Cruz at: [cadre@directionservice.org](mailto:cadre@directionservice.org).



2012-13

	Northern Marianas		Comparator	
			50 States	
	Number Reported	Events Per 10K*	Events Per 10K*	Number Reported
<b>Written State Complaints</b>				
Written State Complaints Filed	1	11.2	7.7	4,943
Reports Issued Total	1	11.2	4.8	3,098
Reports with Findings	0	0.0	3.2	2,045
Reports within 60-Day Timeline	1	11.2	4.5	2,876
Reports within Extended Timelines	0	0.0	0.3	200
Total Reports within Timelines	1	11.2	4.8	3,076
Written State Complaints Pending	0	0.0	0.2	147
Complaints Pending a Due Process Complaint	0	0.0	0.1	49
Complaints Withdrawn or Dismissed	0	0.0	2.6	1,698

**Mediations**

Mediation Requests Total	0	0.0	13.6	8,744
Mediations Held	0	0.0	8.6	5,497
Due Process-Related Mediations	0	0.0	4.3	2,786
Due Process-Related Mediation Agreements	0	0.0	2.6	1,699
Mediations Not Related to Due Process	0	0.0	4.2	2,711
Mediation Agreements Not Related to Due Process	0	0.0	3.3	2,089
Total Mediation Agreements	0	0.0	5.9	3,788
Mediations Pending	0	0.0	1.5	2,274
Mediations Withdrawn or Not Held	0	0.0	3.5	973

**Due Process Complaints**

Due Process Complaints Filed	0	0.0	21.8	13,987
Resolution Meetings Held	0	0.0	11.6	7,442
Resolution Meeting Agreements	0	0.0	1.9	1,189
Fully Adjudicated Hearings	0	0.0	1.8	1,139
Hearings Held within 45-Day Timeline	0	0.0	0.4	231
Decisions within 45-Day Timeline	0	0.0	1.2	770
Decisions within Extended Timelines	0	0.0	1.6	1,001
DP Complaints Pending	0	0.0	4.8	3,100
DP Complaints Withdrawn, Dismissed or Resolved Without a Hearing	0	0.0	15.2	9,748

**Expedited Due Process Hearing Requests (EHR)\*\***

EHR DP Complaints Filed	0	0.0	0.5	298
EHR Resolution Meetings Held	0	0.0	0.2	150
EHR Resolution Meeting Agreements	0	0.0	0.1	72
EHR Fully Adjudicated Hearings	0	0.0	0.1	40
EHR Change of Placement Ordered	0	0.0	0.0	6
EHR DP Complaints Pending	0	0.0	0.0	15
EHR DP Complaints Withdrawn, Dismissed or Resolved Without a Hearing	0	0.0	0.4	243

Notes:

\* "Per 10K" values are computed by dividing the number of events by childcount (3-21 years) times 10,000; these "per capita" rates allow comparisons of activity across states.

\*\* Except for *EHR Change of Placement Ordered*, all EHR data points are included in the numbers reported for Due Process Complaints.

For questions regarding this report, contact Diana Cruz at: [cadre@directionservice.org](mailto:cadre@directionservice.org).



2011-12

	Northern Marianas		Comparator	
			50 States	
	Number Reported	Events Per 10K*	Events Per 10K*	Number Reported
<b>Written State Complaints</b>				
Written State Complaints Filed	1	10.7	7.7	4,893
Reports Issued Total	1	10.7	4.9	3,113
Reports with Findings	0	0.0	3.5	2,261
Reports within 60-Day Timeline	1	10.7	4.6	2,917
Reports within Extended Timelines	0	0.0	0.2	159
Total Reports within Timelines	1	10.7	4.8	3,076
Written State Complaints Pending	0	0.0	0.2	130
Complaints Pending a Due Process Complaint	0	0.0	0.1	53
Complaints Withdrawn or Dismissed	0	0.0	2.6	1,661

**Mediations**

Mediation Requests Total	0	0.0	13.4	8,533
Mediations Held	0	0.0	8.7	5,576
Due Process-Related Mediations	0	0.0	4.4	2,803
Due Process-Related Mediation Agreements	0	0.0	2.6	1,670
Mediations Not Related to Due Process	0	0.0	4.3	2,773
Mediation Agreements Not Related to Due Process	0	0.0	3.3	2,117
Total Mediation Agreements	0	0.0	5.9	3,787
Mediations Pending	0	0.0	1.4	2,079
Mediations Withdrawn or Not Held	0	0.0	3.3	878

**Due Process Complaints**

Due Process Complaints Filed	0	0.0	22.4	14,319
Resolution Meetings Held	0	0.0	12.0	7,659
Resolution Meeting Agreements	0	0.0	2.1	1,339
Fully Adjudicated Hearings	0	0.0	1.7	1,106
Hearings Held within 45-Day Timeline	0	0.0	0.4	231
Decisions within 45-Day Timeline	0	0.0	1.2	764
Decisions within Extended Timelines	0	0.0	1.6	995
DP Complaints Pending	0	0.0	3.1	1,998
DP Complaints Withdrawn, Dismissed or Resolved Without a Hearing	0	0.0	17.6	11,215

**Expedited Due Process Hearing Requests (EHR)\*\***

EHR DP Complaints Filed	0	0.0	0.5	304
EHR Resolution Meetings Held	0	0.0	0.2	132
EHR Resolution Meeting Agreements	0	0.0	0.1	64
EHR Fully Adjudicated Hearings	0	0.0	0.0	27
EHR Change of Placement Ordered	0	0.0	0.0	10
EHR DP Complaints Pending	0	0.0	0.0	19
EHR DP Complaints Withdrawn, Dismissed or Resolved Without a Hearing	0	0.0	0.4	258

Notes:

\* "Per 10K" values are computed by dividing the number of events by childcount (3-21 years) times 10,000; these "per capita" rates allow comparisons of activity across states.

\*\* Except for *EHR Change of Placement Ordered*, all EHR data points are included in the numbers reported for Due Process Complaints.

For questions regarding this report, contact Diana Cruz at: [cadre@directionservice.org](mailto:cadre@directionservice.org).





2010-11

	Northern Marianas		Comparator	
			50 States	
	Number Reported	Events Per 10K*	Events Per 10K*	Number Reported
<b>Written State Complaints</b>				
Written State Complaints Filed	0	0.0	7.6	4,911
Reports Issued Total	0	0.0	4.8	3,111
Reports with Findings	0	0.0	3.1	2,021
Reports within 60-Day Timeline	0	0.0	4.5	2,873
Reports within Extended Timelines	0	0.0	0.3	200
Total Reports within Timelines	0	0.0	4.8	3,073
Written State Complaints Pending	0	0.0	0.2	127
Complaints Pending a Due Process Complaint	0	0.0	0.1	72
Complaints Withdrawn or Dismissed	0	0.0	2.6	1,673

**Mediations**

Mediation Requests Total	1	10.6	12.6	8,068
Mediations Held	0	0.0	8.1	5,177
Due Process-Related Mediations	0	0.0	3.9	2,501
Due Process-Related Mediation Agreements	0	0.0	2.4	1,569
Mediations Not Related to Due Process	0	0.0	4.2	2,676
Mediation Agreements Not Related to Due Process	0	0.0	3.2	2,054
Total Mediation Agreements	0	0.0	5.6	3,623
Mediations Pending	0	0.0	1.1	2,209
Mediations Withdrawn or Not Held	1	10.6	3.4	682

**Due Process Complaints**

Due Process Complaints Filed	1	10.6	21.7	13,914
Resolution Meetings Held	0	0.0	12.2	7,841
Resolution Meeting Agreements	0	0.0	2.3	1,487
Fully Adjudicated Hearings	0	0.0	1.3	823
Hearings Held within 45-Day Timeline	0	0.0	0.3	201
Decisions within 45-Day Timeline	0	0.0	0.9	549
Decisions within Extended Timelines	0	0.0	1.2	750
DP Complaints Pending	0	0.0	4.4	2,840
DP Complaints Withdrawn, Dismissed or Resolved Without a Hearing	1	10.6	16.0	10,251

**Expedited Due Process Hearing Requests (EHR)\*\***

EHR DP Complaints Filed	0	0.0	0.5	311
EHR Resolution Meetings Held	0	0.0	0.2	153
EHR Resolution Meeting Agreements	0	0.0	0.1	80
EHR Fully Adjudicated Hearings	0	0.0	0.1	35
EHR Change of Placement Ordered	0	0.0	0.0	10
EHR DP Complaints Pending	0	0.0	0.0	14
EHR DP Complaints Withdrawn, Dismissed or Resolved Without a Hearing	0	0.0	0.4	262

Notes:

\* "Per 10K" values are computed by dividing the number of events by childcount (3-21 years) times 10,000; these "per capita" rates allow comparisons of activity across states.

\*\* Except for *EHR Change of Placement Ordered*, all EHR data points are included in the numbers reported for Due Process Complaints.

For questions regarding this report, contact Diana Cruz at: [cadre@directionservice.org](mailto:cadre@directionservice.org).



2009-10

	Northern Marianas		Comparator	
			50 States	
	Number Reported	Events Per 10K*	Events Per 10K*	Number Reported
<b>Written State Complaints</b>				
Written State Complaints Filed	1	11.5	7.4	4,781
Reports Issued Total	1	11.5	4.5	2,943
Reports with Findings	1	11.5	3.2	2,044
Reports within 60-Day Timeline	1	11.5	4.1	2,632
Reports within Extended Timelines	0	0.0	0.3	216
Total Reports within Timelines	1	11.5	4.4	2,848
Written State Complaints Pending	0	0.0	0.7	446
Complaints Pending a Due Process Complaint	0	0.0	0.1	65
Complaints Withdrawn or Dismissed	0	0.0	2.2	1,392

**Mediations**

Mediation Requests Total	0	0.0	11.9	7,673
Mediations Held	0	0.0	7.7	4,956
Due Process-Related Mediations	0	0.0	3.6	2,343
Due Process-Related Mediation Agreements	0	0.0	2.1	1,334
Mediations Not Related to Due Process	0	0.0	4.0	2,614
Mediation Agreements Not Related to Due Process	0	0.0	3.2	2,078
Total Mediation Agreements	0	0.0	5.3	3,412
Mediations Pending	0	0.0	1.1	2,001
Mediations Withdrawn or Not Held	0	0.0	3.1	714

**Due Process Complaints**

Due Process Complaints Filed	0	0.0	21.2	13,711
Resolution Meetings Held	0	0.0	11.7	7,569
Resolution Meeting Agreements	0	0.0	2.7	1,774
Fully Adjudicated Hearings	0	0.0	1.4	888
Hearings Held within 45-Day Timeline	0	0.0	0.4	259
Decisions within 45-Day Timeline	0	0.0	0.8	538
Decisions within Extended Timelines	0	0.0	1.2	797
DP Complaints Pending	0	0.0	4.1	2,681
DP Complaints Withdrawn, Dismissed or Resolved Without a Hearing	0	0.0	15.7	10,142

**Expedited Due Process Hearing Requests (EHR)\*\***

EHR DP Complaints Filed	0	0.0	0.5	305
EHR Resolution Meetings Held	0	0.0	0.2	118
EHR Resolution Meeting Agreements	0	0.0	0.1	54
EHR Fully Adjudicated Hearings	0	0.0	0.1	33
EHR Change of Placement Ordered	0	0.0	0.0	8
EHR DP Complaints Pending	0	0.0	0.1	35
EHR DP Complaints Withdrawn, Dismissed or Resolved Without a Hearing	0	0.0	0.4	236

Notes:

\* "Per 10K" values are computed by dividing the number of events by childcount (3-21 years) times 10,000; these "per capita" rates allow comparisons of activity across states.

\*\* Except for *EHR Change of Placement Ordered*, all EHR data points are included in the numbers reported for Due Process Complaints.

For questions regarding this report, contact Diana Cruz at: [cadre@directionservice.org](mailto:cadre@directionservice.org).



2008-09

	Northern Marianas		Comparator	
			50 States	
	Number Reported	Events Per 10K*	Events Per 10K*	Number Reported
<b>Written State Complaints</b>				
Written State Complaints Filed	0	0.0	7.5	4,895
Reports Issued Total	0	0.0	5.1	3,312
Reports with Findings	0	0.0	3.6	2,308
Reports within 60-Day Timeline	0	0.0	4.6	2,954
Reports within Extended Timelines	0	0.0	0.5	304
Total Reports within Timelines	0	0.0	5.0	3,258
Written State Complaints Pending	0	0.0	0.2	144
Complaints Pending a Due Process Complaint	0	0.0	0.1	72
Complaints Withdrawn or Dismissed	0	0.0	2.2	1,439

**Mediations**

Mediation Requests Total	0	0.0	12.1	7,854
Mediations Held	0	0.0	8.1	5,245
Due Process-Related Mediations	0	0.0	3.9	2,515
Due Process-Related Mediation Agreements	0	0.0	2.3	1,512
Mediations Not Related to Due Process	0	0.0	4.2	2,730
Mediation Agreements Not Related to Due Process	0	0.0	3.3	2,125
Total Mediation Agreements	0	0.0	5.6	3,637
Mediations Not Held (Including Pending)	0	0.0	4.0	2,609

**Due Process Complaints**

Due Process Complaints Filed	0	0.0	21.6	14,017
Resolution Meetings Held	0	0.0	11.0	7,152
Resolution Meeting Agreements	0	0.0	2.6	1,686
Fully Adjudicated Hearings	0	0.0	1.6	1,024
Hearings Held within 45-Day Timeline	0	0.0	0.4	250
Decisions within 45-Day Timeline	0	0.0	1.0	645
Decisions within Extended Timelines	0	0.0	1.4	895
DP Complaints Pending	0	0.0	3.5	2,289
DP Complaints Withdrawn, Dismissed or Resolved Without a Hearing	0	0.0	16.5	10,704

**Expedited Due Process Hearing Requests (EHR)\*\***

EHR DP Complaints Filed	0	0.0	0.5	305
EHR Resolution Meetings Held	0	0.0	0.2	128
EHR Resolution Meeting Agreements	0	0.0	0.1	73
EHR Fully Adjudicated Hearings	0	0.0	0.0	29
EHR Change of Placement Ordered	0	0.0	0.0	5

Notes:

\* "Per 10K" values are computed by dividing the number of events by childcount (3-21 years) times 10,000; these "per capita" rates allow comparisons of activity across states.

\*\* Except for *EHR Change of Placement Ordered*, all EHR data points are included in the numbers reported for Due Process Complaints.

For questions regarding this report, contact Diana Cruz at: [cadre@directionservice.org](mailto:cadre@directionservice.org).



2007-08

	Northern Marianas		Comparator	
			50 States	
	Number Reported	Events Per 10K*	Events Per 10K*	Number Reported
<b>Written State Complaints</b>				
Written State Complaints Filed	2	26.2	8.3	5,497
Reports Issued Total	2	26.2	5.9	3,895
Reports with Findings	2	26.2	4.2	2,761
Reports within 60-Day Timeline	2	26.2	5.2	3,410
Reports within Extended Timelines	0	0.0	0.6	398
Total Reports within Timelines	2	26.2	5.8	3,808
Written State Complaints Pending	0	0.0	0.2	154
Complaints Pending a Due Process Complaint	0	0.0	0.1	83
Complaints Withdrawn or Dismissed	0	0.0	2.2	1,448

**Mediations**

Mediation Requests Total	0	0.0	12.0	7,951
Mediations Held	0	0.0	7.5	4,989
Due Process-Related Mediations	0	0.0	3.1	2,070
Due Process-Related Mediation Agreements	0	0.0	2.1	1,362
Mediations Not Related to Due Process	0	0.0	4.4	2,919
Mediation Agreements Not Related to Due Process	0	0.0	3.4	2,269
Total Mediation Agreements	0	0.0	5.5	3,631
Mediations Not Held (Including Pending)	0	0.0	4.5	2,962

**Due Process Complaints**

Due Process Complaints Filed	0	0.0	21.0	13,894
Resolution Meetings Held	0	0.0	12.2	8,090
Resolution Meeting Agreements	0	0.0	2.9	1,932
Fully Adjudicated Hearings	0	0.0	1.6	1,064
Hearings Held within 45-Day Timeline	0	0.0	0.4	288
Decisions within 45-Day Timeline	0	0.0	1.0	647
Decisions within Extended Timelines	0	0.0	1.4	935
DP Complaints Pending	0	0.0	4.9	3,228
DP Complaints Withdrawn, Dismissed or Resolved Without a Hearing	0	0.0	14.5	9,612

**Expedited Due Process Hearing Requests (EHR)\*\***

EHR DP Complaints Filed	0	0.0	0.5	302
EHR Resolution Meetings Held	0	0.0	0.3	180
EHR Resolution Meeting Agreements	0	0.0	0.1	76
EHR Fully Adjudicated Hearings	0	0.0	0.0	30
EHR Change of Placement Ordered	0	0.0	0.0	11

Notes:

\* "Per 10K" values are computed by dividing the number of events by childcount (3-21 years) times 10,000; these "per capita" rates allow comparisons of activity across states.

\*\* Except for *EHR Change of Placement Ordered*, all EHR data points are included in the numbers reported for Due Process Complaints.

For questions regarding this report, contact Diana Cruz at: [cadre@directionservice.org](mailto:cadre@directionservice.org).



2006-07

	Northern Marianas		Comparator	
			50 States	
	Number Reported	Events Per 10K*	Events Per 10K*	Number Reported
<b>Written State Complaints</b>				
Written State Complaints Filed	1	13.2	8.2	5,500
Reports Issued Total	1	13.2	5.6	3,768
Reports with Findings	1	13.2	3.8	2,521
Reports within 60-Day Timeline	1	13.2	4.8	3,182
Reports within Extended Timelines	0	0.0	0.6	397
Total Reports within Timelines	1	13.2	5.4	3,579
Written State Complaints Pending	0	0.0	0.3	167
Complaints Pending a Due Process Complaint	0	0.0	0.1	86
Complaints Withdrawn or Dismissed	0	0.0	2.3	1,565

**Mediations**

Mediation Requests Total	0	0.0	11.7	7,806
Mediations Held	0	0.0	8.1	5,377
Due Process-Related Mediations	0	0.0	3.7	2,449
Due Process-Related Mediation Agreements	0	0.0	1.7	1,158
Mediations Not Related to Due Process	0	0.0	4.4	2,928
Mediation Agreements Not Related to Due Process	0	0.0	3.4	2,252
Total Mediation Agreements	0	0.0	5.1	3,410
Mediations Not Held (Including Pending)	0	0.0	3.6	2,429

**Due Process Complaints**

Due Process Complaints Filed	0	0.0	20.7	13,828
Resolution Meetings Held	0	0.0	13.0	8,704
Resolution Meeting Agreements	0	0.0	2.9	1,912
Fully Adjudicated Hearings	0	0.0	2.1	1,370
Hearings Held within 45-Day Timeline	0	0.0	0.5	332
Decisions within 45-Day Timeline	0	0.0	1.3	865
Decisions within Extended Timelines	0	0.0	1.8	1,197
DP Complaints Pending	0	0.0	2.5	1,683
DP Complaints Withdrawn, Dismissed or Resolved Without a Hearing	0	0.0	16.1	10,775

**Expedited Due Process Hearing Requests (EHR)\*\***

EHR DP Complaints Filed	0	0.0	0.4	289
EHR Resolution Meetings Held	0	0.0	0.3	167
EHR Resolution Meeting Agreements	0	0.0	0.1	98
EHR Fully Adjudicated Hearings	0	0.0	0.1	37
EHR Change of Placement Ordered	0	0.0	0.0	13

Notes:

\* "Per 10K" values are computed by dividing the number of events by childcount (3-21 years) times 10,000; these "per capita" rates allow comparisons of activity across states.

\*\* Except for *EHR Change of Placement Ordered*, all EHR data points are included in the numbers reported for Due Process Complaints.

For questions regarding this report, contact Diana Cruz at: [cadre@directionservice.org](mailto:cadre@directionservice.org).



2005-06

	Northern Marianas		Comparator	
			50 States	
	Number Reported	Events Per 10K*	Events Per 10K*	Number Reported
<b>Written State Complaints</b>				
Written State Complaints Filed	0	0.0	8.7	5,798
Reports Issued Total	0	0.0	6.2	4,165
Reports with Findings	0	0.0	4.3	2,905
Reports within 60-Day Timeline	0	0.0	4.9	3,287
Reports within Extended Timelines	0	0.0	0.9	586
Total Reports within Timelines	0	0.0	5.8	3,873
Written State Complaints Pending	0	0.0	0.4	271
Complaints Pending a Due Process Complaint	0	0.0	0.2	142
Complaints Withdrawn or Dismissed	0	0.0	2.0	1,362

**Mediations**

Mediation Requests Total	0	0.0	11.4	7,666
Mediations Held	0	0.0	8.0	5,335
Due Process-Related Mediations	0	0.0	3.7	2,480
Due Process-Related Mediation Agreements	0	0.0	2.5	1,659
Mediations Not Related to Due Process	0	0.0	4.3	2,854
Mediation Agreements Not Related to Due Process	0	0.0	3.4	2,273
Total Mediation Agreements	0	0.0	5.9	3,932
Mediations Not Held (Including Pending)	0	0.0	3.1	2,085

**Due Process Complaints**

Due Process Complaints Filed	0	0.0	21.8	14,583
Resolution Meetings Held	0	0.0	5.5	3,678
Resolution Meeting Agreements	0	0.0	2.5	1,705
Fully Adjudicated Hearings	0	0.0	2.6	1,718
Hearings Held within 45-Day Timeline	0	0.0	0.6	382
Decisions within 45-Day Timeline	0	0.0	1.6	1,060
Decisions within Extended Timelines	0	0.0	2.2	1,442
DP Complaints Pending	0	0.0	3.7	2,466
DP Complaints Withdrawn, Dismissed or Resolved Without a Hearing	0	0.0	15.5	10,399

**Expedited Due Process Hearing Requests (EHR)\*\***

EHR DP Complaints Filed	0	0.0	0.4	251
EHR Resolution Meetings Held	0	0.0	0.1	97
EHR Resolution Meeting Agreements	0	0.0	0.1	43
EHR Fully Adjudicated Hearings	0	0.0	0.0	30
EHR Change of Placement Ordered	0	0.0	0.0	6

Notes:

\* "Per 10K" values are computed by dividing the number of events by childcount (3-21 years) times 10,000; these "per capita" rates allow comparisons of activity across states.

\*\* Except for *EHR Change of Placement Ordered*, all EHR data points are included in the numbers reported for Due Process Complaints.

For questions regarding this report, contact Diana Cruz at: [cadre@directionservice.org](mailto:cadre@directionservice.org).



2015-16

	Northern Marianas		Comparator	
			50 States	
	Number Reported	Events Per 10K*	Events Per 10K*	Number Reported
<b>Written State Complaints</b>				
Written State Complaints Filed	0	0.0	8.0	5,301
Reports Issued Total	0	0.0	4.9	3,284
Reports with Findings	0	0.0	3.2	2,154
Reports within 60-Day Timeline	0	0.0	4.6	3,047
Reports within Extended Timelines	0	0.0	0.3	174
Total Reports within Timelines	0	0.0	4.8	3,221
Written State Complaints Pending	0	0.0	0.2	147
Complaints Pending a Due Process Complaint	0	0.0	0.1	55
Complaints Withdrawn or Dismissed	0	0.0	2.8	1,870

**Mediations**

Mediation Requests Total	0	0.0	12.3	8,227
Mediations Held	0	0.0	9.4	6,263
Due Process-Related Mediations	0	0.0	5.0	3,360
Due Process-Related Mediation Agreements	0	0.0	3.0	1,981
Mediations Not Related to Due Process	0	0.0	4.4	2,903
Mediation Agreements Not Related to Due Process	0	0.0	3.2	2,146
Total Mediation Agreements	0	0.0	6.2	4,127
Mediations Not Held (Including Pending)	0	0.0	2.9	1,964

**Due Process Complaints**

Due Process Complaints Filed	0	0.0	26.0	17,325
Fully Adjudicated Hearings	0	0.0	1.2	833
Hearings Held within 45-Day Timeline	0	0.0	0.3	216
Decisions within 45-Day Timeline	0	0.0	0.8	529
Decisions within Extended Timelines	0	0.0	1.1	745
DP Complaints Pending	0	0.0	8.8	5,890
DP Complaints Withdrawn, Dismissed or Resolved Without a Hearing	0	0.0	15.9	10,602

**Expedited Due Process Hearing Requests (EHR)\*\***

EHR DP Complaints Filed	0	0.0	0.5	336
EHR Fully Adjudicated Hearings	0	0.0	0.0	24
EHR Change of Placement Ordered	0	0.0	0.0	6

Notes:

\* "Per 10K" values are computed by dividing the number of events by childcount (3-21 years) times 10,000; these "per capita" rates allow comparisons of activity across states.

\*\* EHR data collection and reporting was optional prior to SY 2005-06, when it became a required subset of Due Process Complaints. All EHR data points (except *EHR Change of Placement Ordered*) are included in the numbers reported for Due Process Complaints.

For questions regarding this report, contact Diana Cruz at: [cadre@directionservice.org](mailto:cadre@directionservice.org).