



IDEA Dispute Resolution Data Summary for:

Nebraska 2004-05 to 2015-16

The Individuals with Disabilities Education Act (IDEA) requires states and entities receiving IDEA grants to make available four dispute resolution processes and report annually on each to the U.S. Department of Education Office of Special Education Programs (OSEP). The four dispute resolution processes include written state complaints, mediation, due process complaints, and resolution meetings associated with due process.

The purpose of this summary is to provide an historical look at dispute resolution data and to assist with the identification of trends and changes in the use of the IDEA dispute resolution processes over time. Additional summaries can be found on the CADRE website at: <http://www.cadnetworks.org/resources/cadre-materials/state-part-b-dispute-resolution-data-summaries>

This summary features data for school years ("SY" July 1-June 30) 2004-05 through 2015-16 drawn from CADRE's National Longitudinal Database. Data are collected from the following sources: [1] from SY 2004 to the present, dispute resolution activity reported in states' Annual Performance Reports (APRs), first as Attachment 1 and later as Table 7; [2] from SY 2006 to the present, Section 618 data collected by the Data Accountability Center (DAC) and now (as of SY 2011) reported to EDFacts; [3] data published in OSEP's Annual Report to Congress; and [4] data adjustments collected from states by CADRE after OSEP and DAC data were locked. Westat/DAC raw data files for SY 2005-2010 are available at: <http://tadnet.public.tadnet.org/pages/712>.

CADRE examines dispute resolution data for internally inconsistent values (based on report element definitions). When inconsistent values are found, they are reconciled with OSEP. States are encouraged to submit notes or explanations regarding any conditions, anomalies, or corrections relating to the data included herein. In addition, CADRE invites readers to provide input on the usefulness of these reports, including suggestions and adjustments.

Contents:

Pages 2 - 10: The following charts (for SY 2006-07 through 2015-16):

- 1) Total Dispute Resolution Activity by State/Entity per 10K Childcount: 2015-16
- 2) IDEA Dispute Resolution Activity per 10K Childcount
- 3) IDEA Dispute Resolution Activity
- 4) Relative Use of Dispute Resolution Options
- 5) Aggregate Use of Dispute Resolution Options
- 6) Written State Complaint Activity per 10K Childcount
- 7) Mediation Activity per 10K Childcount
- 8) Due Process Complaint Activity per 10K Childcount
- 9) Timeliness of Due Process Hearing Decisions per 10K Childcount
- 10) Relative Disposition of Due Process Complaints

Pages 11 - 23: Annual dispute resolution data summaries (for SY 2004-05 through 2015-16).

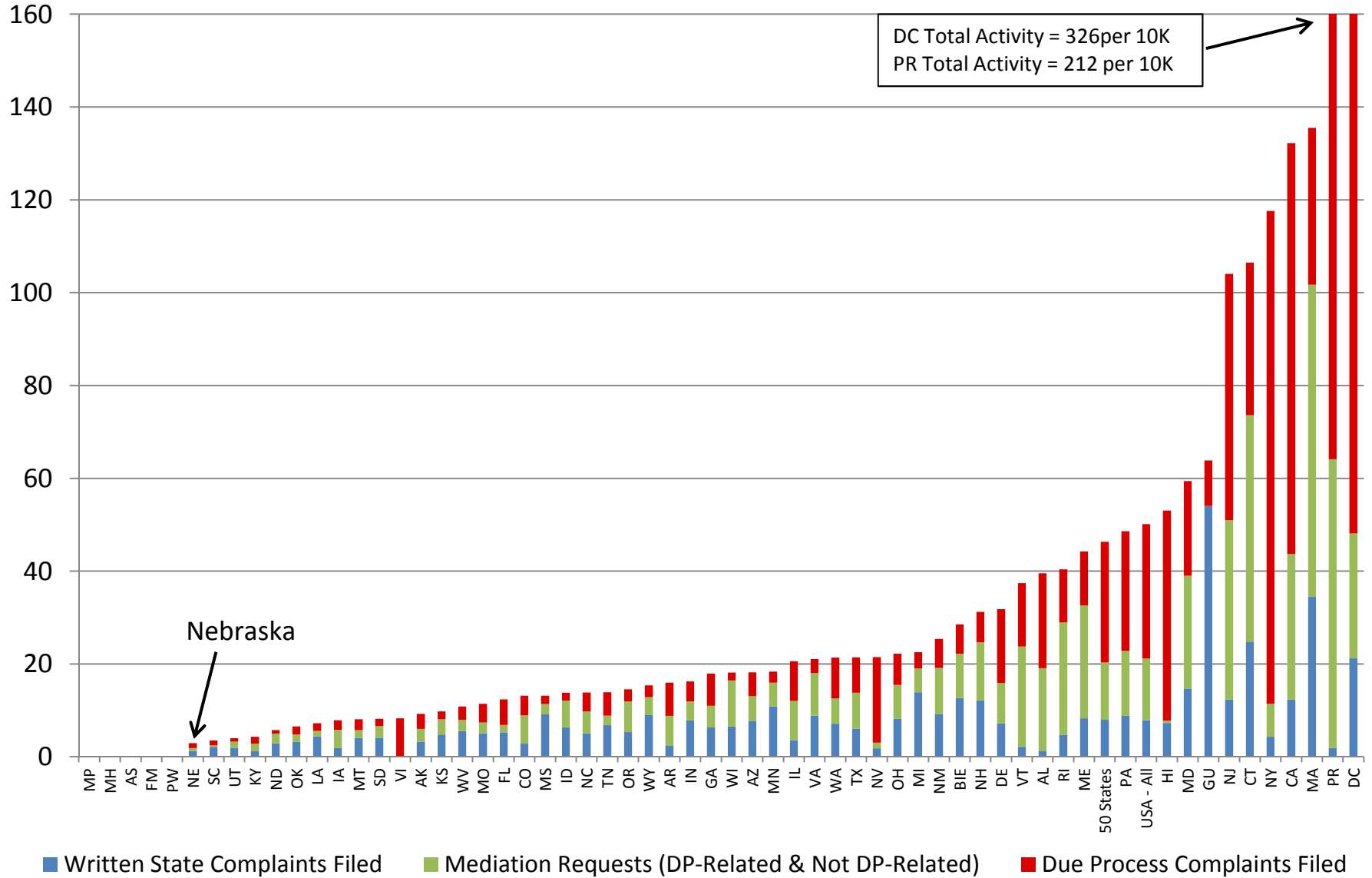
For clarification or assistance, contact:

Diana Cruz
cadre@directionservice.org
or call 541-686-5060

Created by CADRE:
12/20/2017 11:29 AM

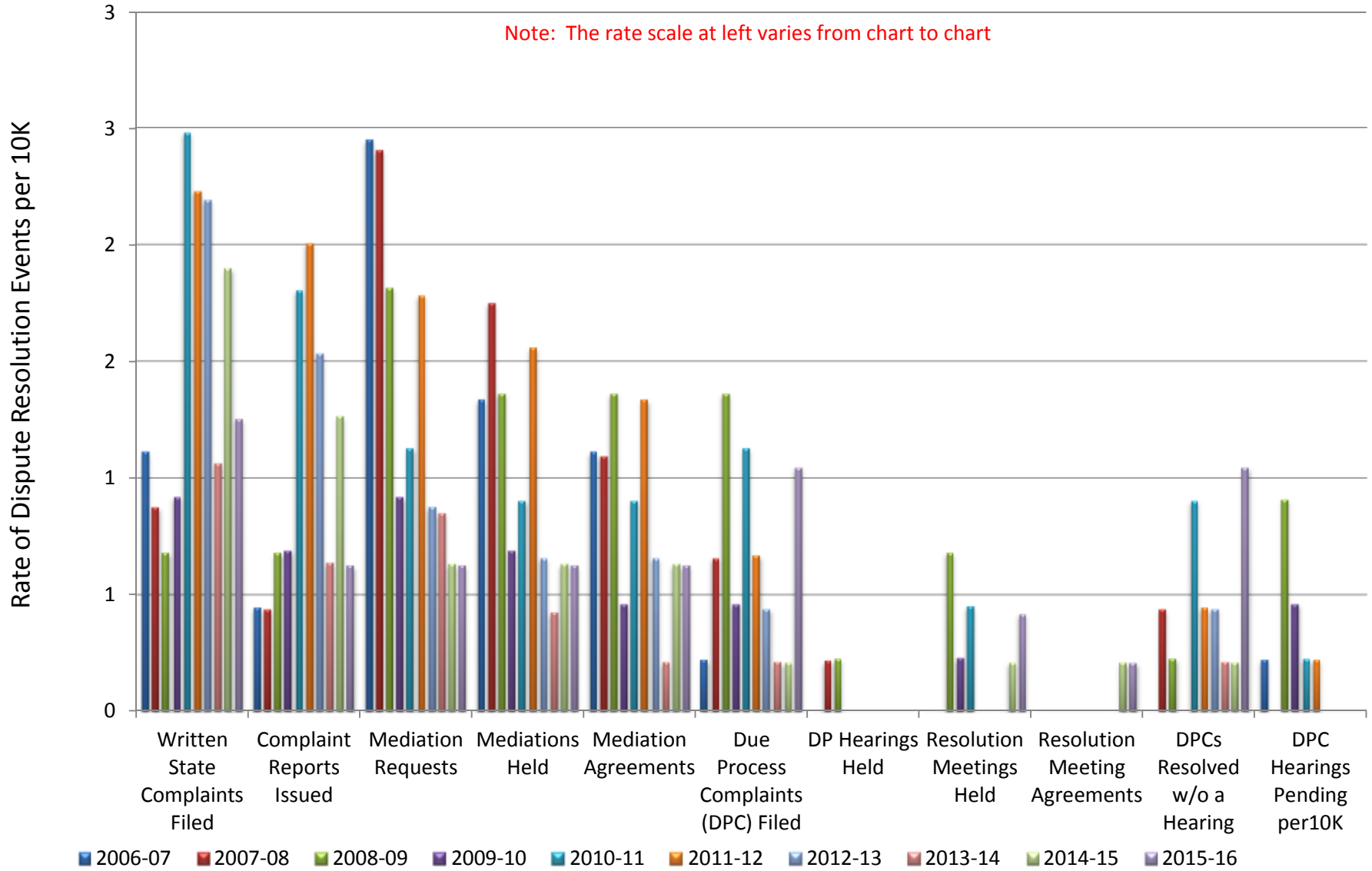


Total Dispute Resolution Activity by State/Entity per 10K Childcount: 2015-16



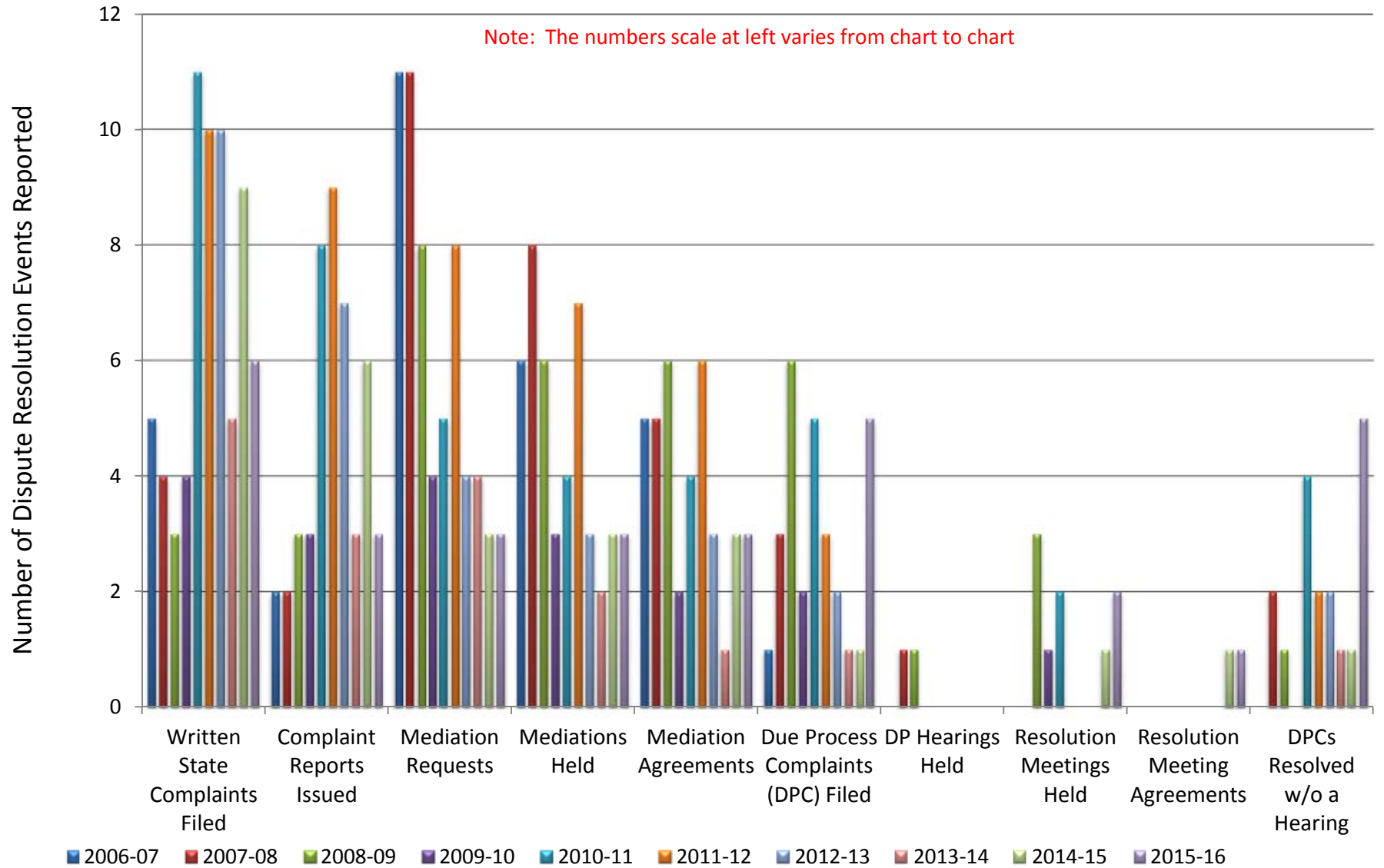


IDEA Dispute Resolution Activity per 10K Childcount: Nebraska





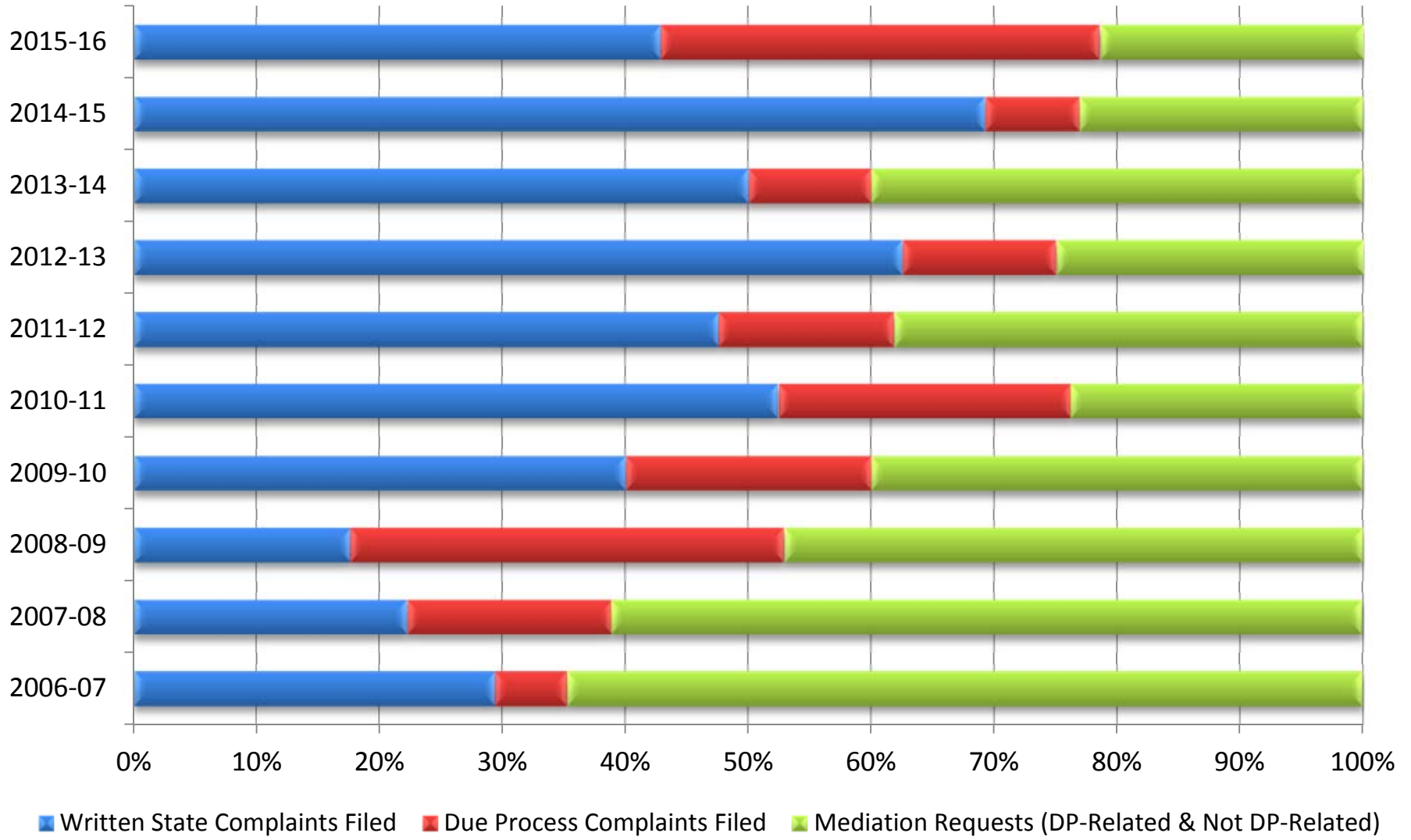
IDEA Dispute Resolution Activity: Nebraska





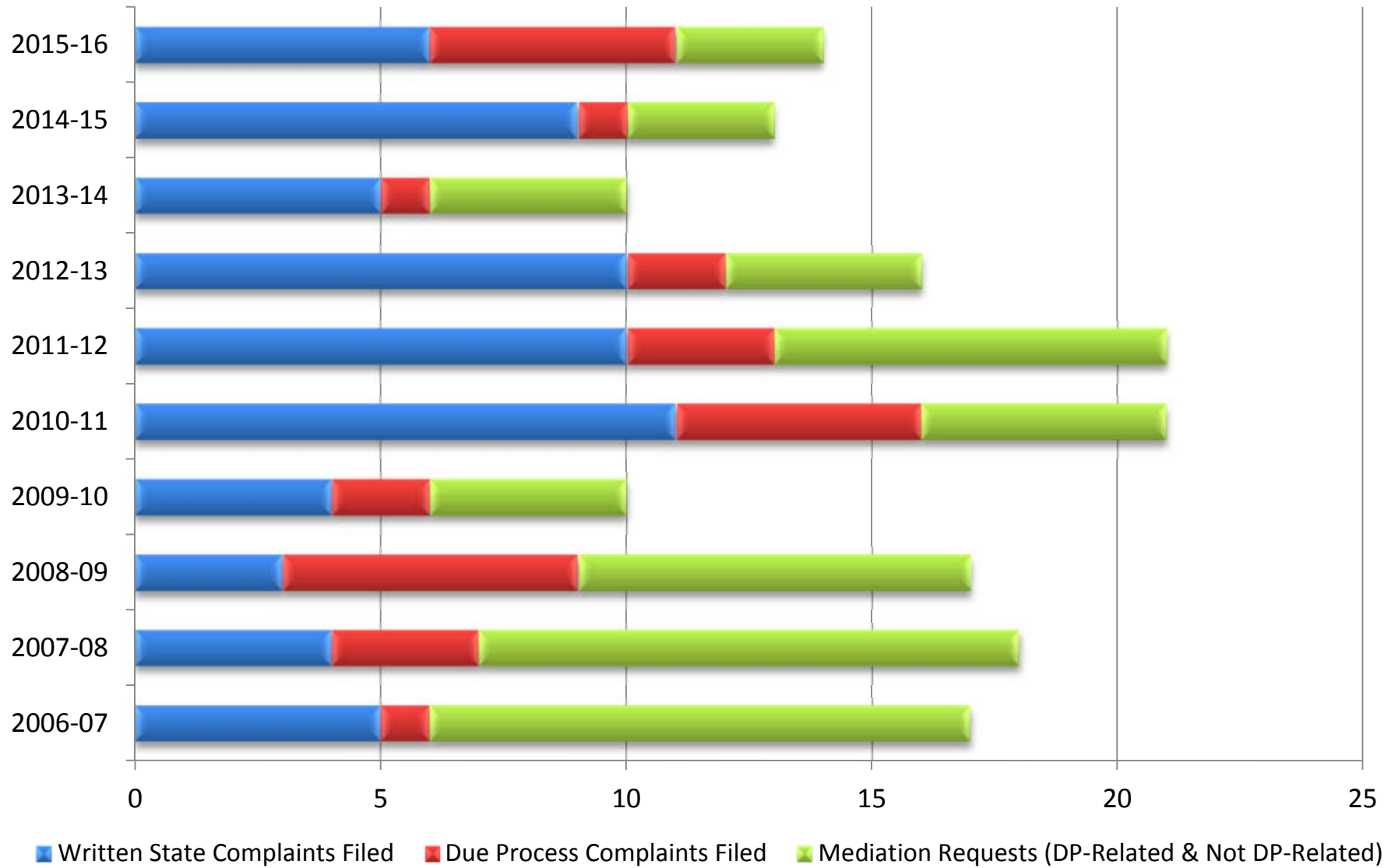
Relative Use of Dispute Resolution Options: Nebraska

Note: 100% = The sum of requests for all dispute resolution processes



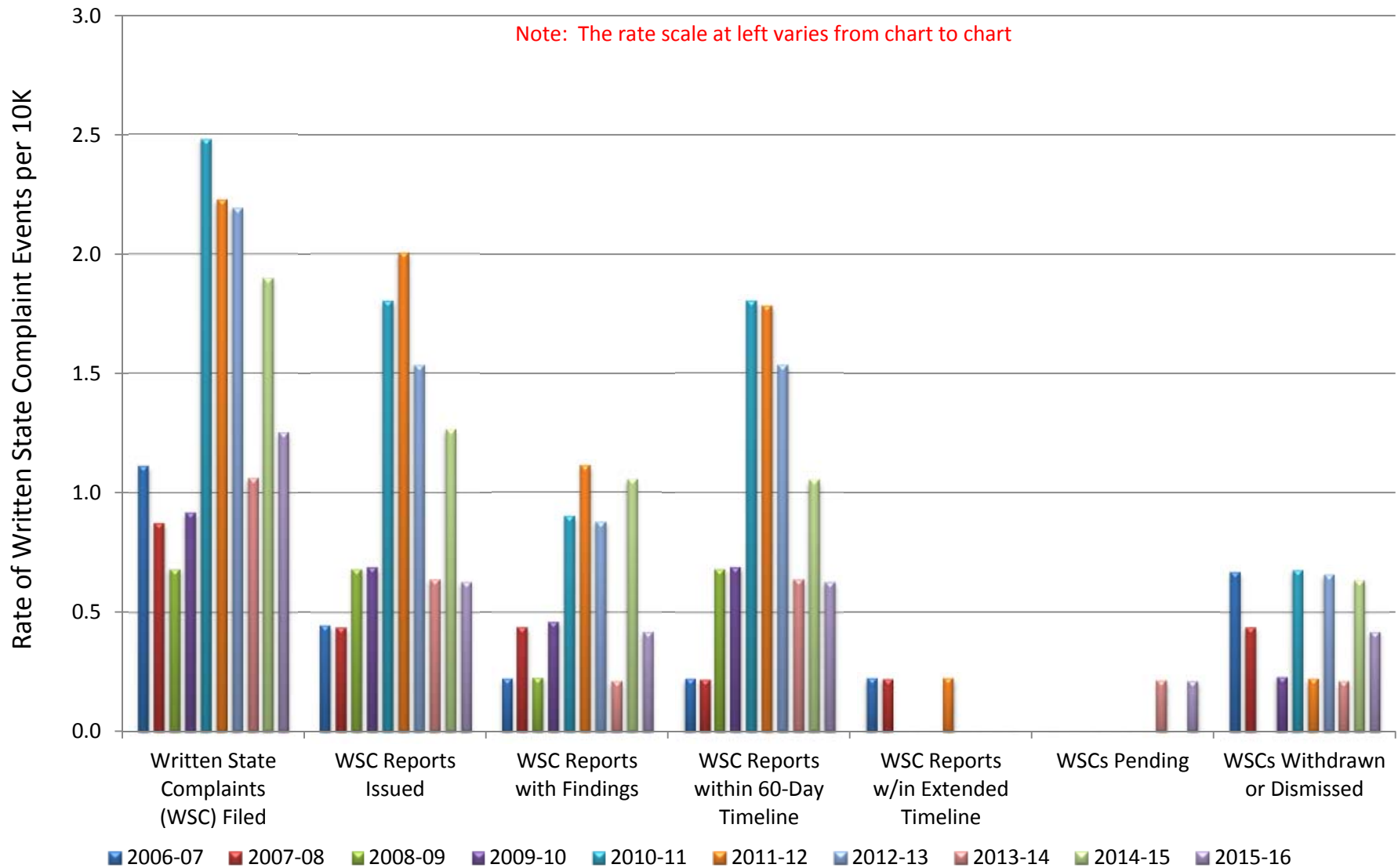


Aggregate Use of Dispute Resolution Options: Nebraska



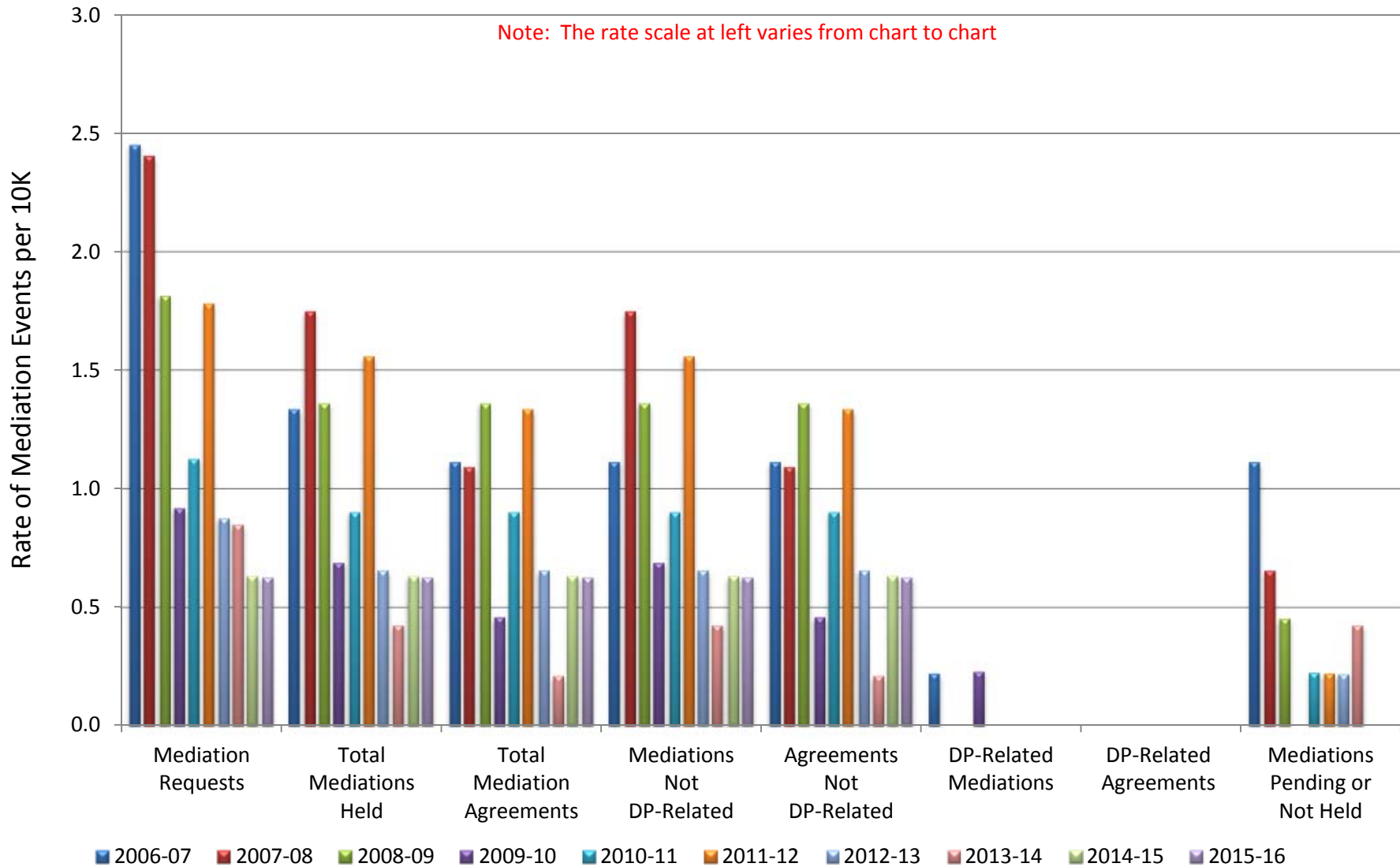


Written State Complaint Activity per 10K Childcount: Nebraska



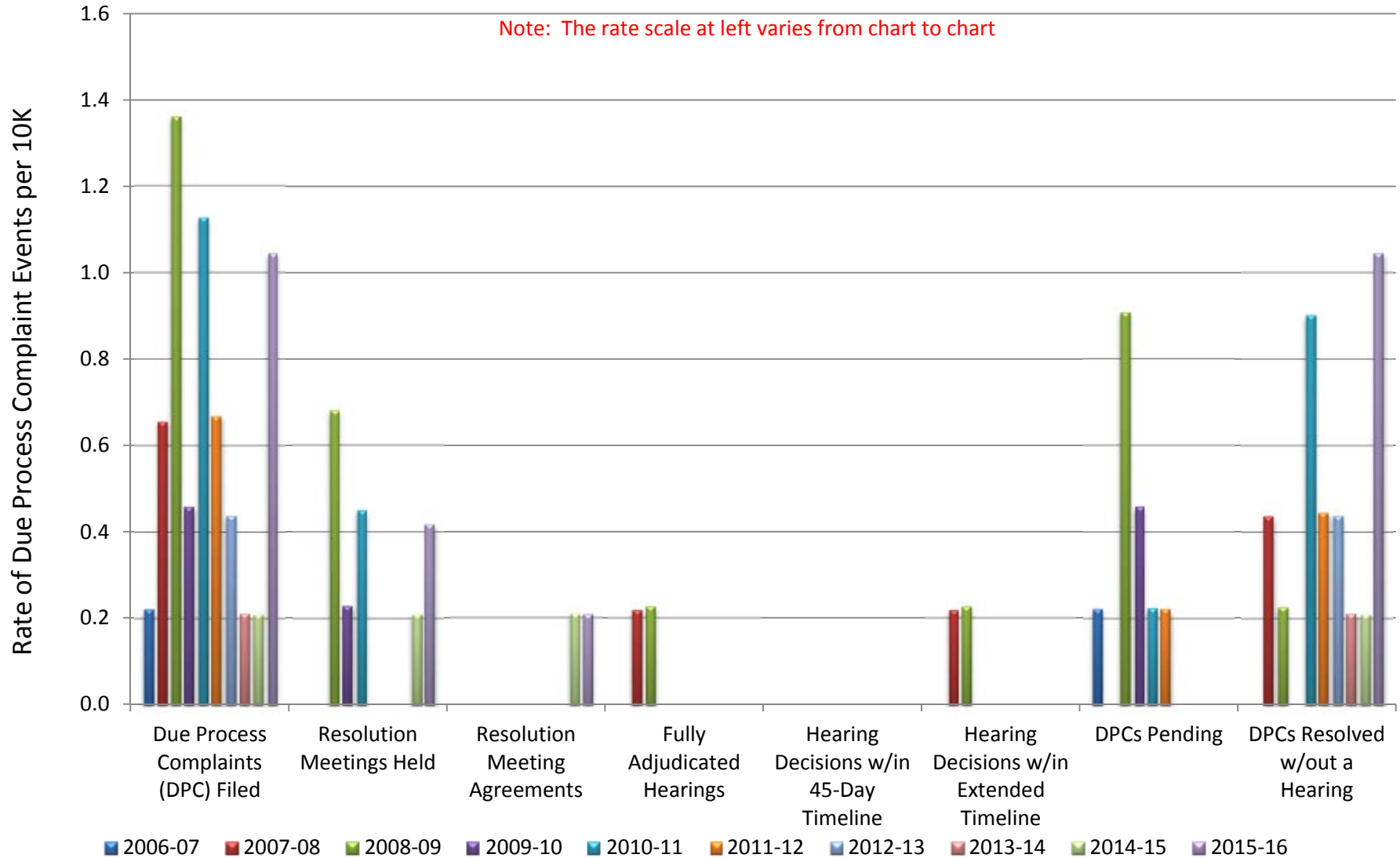


Mediation Activity per 10K Childcount: Nebraska



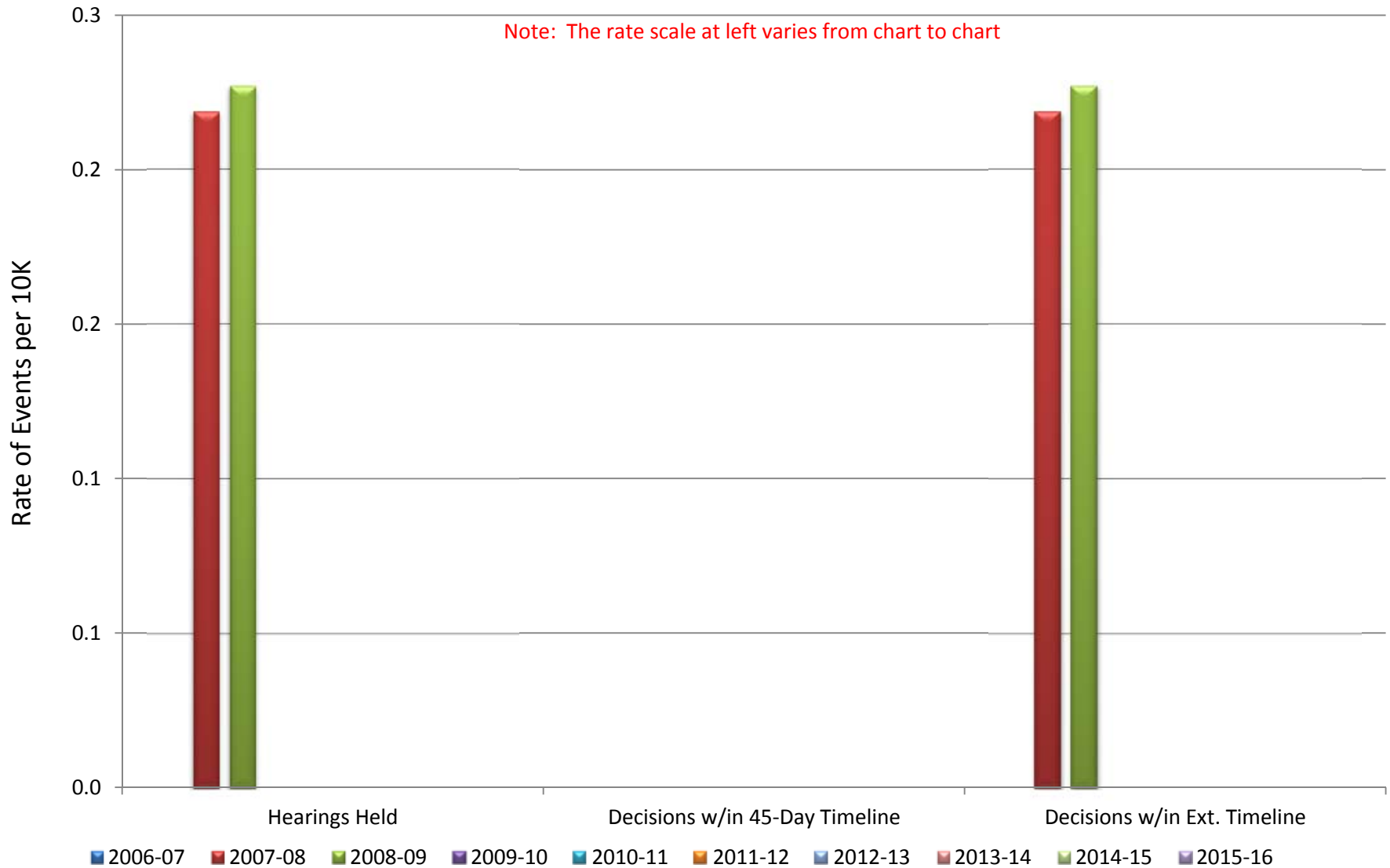


Due Process Complaint Activity per 10K Childcount: Nebraska



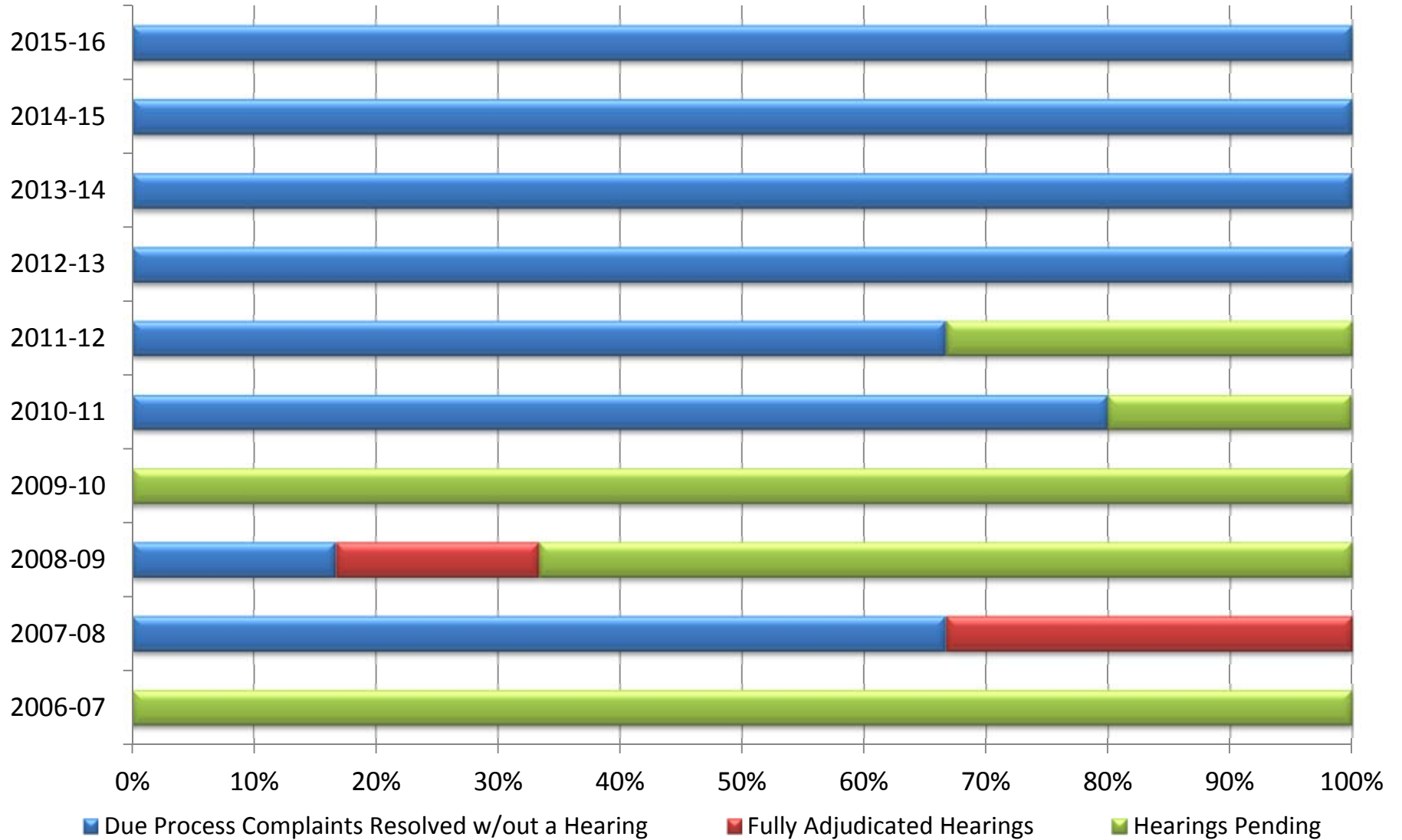


Timeliness of Due Process Hearing Decisions per 10K Childcount: Nebraska





Relative Disposition of Due Process Complaints: Nebraska





2015-16

| | Nebraska | | Comparator | |
|--|-----------------|-----------------|-----------------|-----------------|
| | Number Reported | Events Per 10K* | 50 States | |
| | | | Events Per 10K* | Number Reported |
| Written State Complaints | | | | |
| Written State Complaints Filed | 6 | 1.3 | 8.0 | 5,301 |
| Reports Issued Total | 3 | 0.6 | 4.9 | 3,284 |
| Reports with Findings | 2 | 0.4 | 3.2 | 2,154 |
| Reports within 60-Day Timeline | 3 | 0.6 | 4.6 | 3,047 |
| Reports within Extended Timelines | 0 | 0.0 | 0.3 | 174 |
| Total Reports within Timelines | 3 | 0.6 | 4.8 | 3,221 |
| Written State Complaints Pending | 1 | 0.2 | 0.2 | 147 |
| Complaints Pending a Due Process Complaint | 0 | 0.0 | 0.1 | 55 |
| Complaints Withdrawn or Dismissed | 2 | 0.4 | 2.8 | 1,870 |

Mediations

| | | | | |
|---|---|-----|------|-------|
| Mediation Requests Total | 3 | 0.6 | 12.3 | 8,227 |
| Mediations Held | 3 | 0.6 | 9.4 | 6,263 |
| Due Process-Related Mediations | 0 | 0.0 | 5.0 | 3,360 |
| Due Process-Related Mediation Agreements | 0 | 0.0 | 3.0 | 1,981 |
| Mediations Not Related to Due Process | 3 | 0.6 | 4.4 | 2,903 |
| Mediation Agreements Not Related to Due Process | 3 | 0.6 | 3.2 | 2,146 |
| Total Mediation Agreements | 3 | 0.6 | 6.2 | 4,127 |
| Mediations Pending | 0 | 0.0 | 0.7 | 1,484 |
| Mediations Withdrawn or Not Held | 0 | 0.0 | 2.2 | 480 |

Due Process Complaints

| | | | | |
|--|---|-----|------|--------|
| Due Process Complaints Filed | 5 | 1.0 | 26.0 | 17,325 |
| Resolution Meetings Held | 2 | 0.4 | 11.9 | 7,936 |
| Resolution Meeting Agreements | 1 | 0.2 | 2.1 | 1,423 |
| Fully Adjudicated Hearings | 0 | 0.0 | 1.2 | 833 |
| Hearings Held within 45-Day Timeline | 0 | 0.0 | 0.3 | 216 |
| Decisions within 45-Day Timeline | 0 | 0.0 | 0.8 | 529 |
| Decisions within Extended Timelines | 0 | 0.0 | 1.1 | 745 |
| DP Complaints Pending | 0 | 0.0 | 8.8 | 5,890 |
| DP Complaints Withdrawn, Dismissed or Resolved Without a Hearing | 5 | 1.0 | 15.9 | 10,602 |

Expedited Due Process Hearing Requests (EHR)**

| | | | | |
|--|---|-----|-----|-----|
| EHR DP Complaints Filed | 0 | 0.0 | 0.5 | 336 |
| EHR Resolution Meetings Held | 0 | 0.0 | 0.2 | 142 |
| EHR Resolution Meeting Agreements | 0 | 0.0 | 0.1 | 83 |
| EHR Fully Adjudicated Hearings | 0 | 0.0 | 0.0 | 24 |
| EHR Change of Placement Ordered | 0 | 0.0 | 0.0 | 6 |
| EHR DP Complaints Pending | 0 | 0.0 | 0.1 | 34 |
| EHR DP Complaints Withdrawn, Dismissed or Resolved Without a Hearing | 0 | 0.0 | 0.4 | 278 |

Notes:

* "Per 10K" values are computed by dividing the number of events by childcount (3-21 years) times 10,000; these "per capita" rates allow comparisons of activity across states.

** Except for *EHR Change of Placement Ordered*, all EHR data points are included in the numbers reported for Due Process Complaints.

For questions regarding this report, contact Diana Cruz at: cadre@directionservice.org.



2014-15

| | Nebraska | | Comparator | |
|--|-----------------|-----------------|-----------------|-----------------|
| | Number Reported | Events Per 10K* | 50 States | |
| | | | Events Per 10K* | Number Reported |
| Written State Complaints | | | | |
| Written State Complaints Filed | 9 | 1.9 | 7.5 | 4,907 |
| Reports Issued Total | 6 | 1.3 | 4.5 | 2,952 |
| Reports with Findings | 5 | 1.1 | 2.8 | 1,857 |
| Reports within 60-Day Timeline | 5 | 1.1 | 4.2 | 2,777 |
| Reports within Extended Timelines | 0 | 0.0 | 0.2 | 142 |
| Total Reports within Timelines | 5 | 1.1 | 4.5 | 2,919 |
| Written State Complaints Pending | 0 | 0.0 | 0.3 | 191 |
| Complaints Pending a Due Process Complaint | 0 | 0.0 | 0.2 | 111 |
| Complaints Withdrawn or Dismissed | 3 | 0.6 | 2.7 | 1,764 |

Mediations

| | | | | |
|---|---|-----|------|-------|
| Mediation Requests Total | 3 | 0.6 | 14.5 | 9,482 |
| Mediations Held | 3 | 0.6 | 9.2 | 5,994 |
| Due Process-Related Mediations | 0 | 0.0 | 5.0 | 3,249 |
| Due Process-Related Mediation Agreements | 0 | 0.0 | 3.0 | 1,955 |
| Mediations Not Related to Due Process | 3 | 0.6 | 4.2 | 2,745 |
| Mediation Agreements Not Related to Due Process | 3 | 0.6 | 3.1 | 2,055 |
| Total Mediation Agreements | 3 | 0.6 | 6.1 | 4,010 |
| Mediations Pending | 0 | 0.0 | 1.4 | 2,564 |
| Mediations Withdrawn or Not Held | 0 | 0.0 | 3.9 | 924 |

Due Process Complaints

| | | | | |
|--|---|-----|------|--------|
| Due Process Complaints Filed | 1 | 0.2 | 21.8 | 14,283 |
| Resolution Meetings Held | 1 | 0.2 | 10.9 | 7,123 |
| Resolution Meeting Agreements | 1 | 0.2 | 1.8 | 1,194 |
| Fully Adjudicated Hearings | 0 | 0.0 | 1.2 | 805 |
| Hearings Held within 45-Day Timeline | 0 | 0.0 | 0.3 | 209 |
| Decisions within 45-Day Timeline | 0 | 0.0 | 0.8 | 527 |
| Decisions within Extended Timelines | 0 | 0.0 | 1.1 | 736 |
| DP Complaints Pending | 0 | 0.0 | 5.0 | 3,285 |
| DP Complaints Withdrawn, Dismissed or Resolved Without a Hearing | 1 | 0.2 | 15.6 | 10,193 |

Expedited Due Process Hearing Requests (EHR)**

| | | | | |
|--|---|-----|-----|-----|
| EHR DP Complaints Filed | 0 | 0.0 | 0.4 | 288 |
| EHR Resolution Meetings Held | 0 | 0.0 | 0.2 | 125 |
| EHR Resolution Meeting Agreements | 0 | 0.0 | 0.1 | 62 |
| EHR Fully Adjudicated Hearings | 0 | 0.0 | 0.0 | 29 |
| EHR Change of Placement Ordered | 0 | 0.0 | 0.0 | 5 |
| EHR DP Complaints Pending | 0 | 0.0 | 0.0 | 24 |
| EHR DP Complaints Withdrawn, Dismissed or Resolved Without a Hearing | 0 | 0.0 | 0.4 | 235 |

Notes:

* "Per 10K" values are computed by dividing the number of events by childcount (3-21 years) times 10,000; these "per capita" rates allow comparisons of activity across states.

** Except for *EHR Change of Placement Ordered*, all EHR data points are included in the numbers reported for Due Process Complaints.

For questions regarding this report, contact Diana Cruz at: cadre@directionservice.org.



2013-14

| | Nebraska | | Comparator | |
|--|-----------------|-----------------|-----------------|-----------------|
| | Number Reported | Events Per 10K* | 50 States | |
| | | | Events Per 10K* | Number Reported |
| Written State Complaints | | | | |
| Written State Complaints Filed | 5 | 1.1 | 7.6 | 4,929 |
| Reports Issued Total | 3 | 0.6 | 4.7 | 3,001 |
| Reports with Findings | 1 | 0.2 | 2.9 | 1,859 |
| Reports within 60-Day Timeline | 3 | 0.6 | 4.3 | 2,775 |
| Reports within Extended Timelines | 0 | 0.0 | 0.3 | 167 |
| Total Reports within Timelines | 3 | 0.6 | 4.6 | 2,942 |
| Written State Complaints Pending | 1 | 0.2 | 0.2 | 108 |
| Complaints Pending a Due Process Complaint | 0 | 0.0 | 0.1 | 77 |
| Complaints Withdrawn or Dismissed | 1 | 0.2 | 2.8 | 1,820 |

Mediations

| | | | | |
|---|---|-----|------|-------|
| Mediation Requests Total | 4 | 0.9 | 13.6 | 8,799 |
| Mediations Held | 2 | 0.4 | 8.5 | 5,453 |
| Due Process-Related Mediations | 0 | 0.0 | 4.5 | 2,889 |
| Due Process-Related Mediation Agreements | 0 | 0.0 | 2.8 | 1,832 |
| Mediations Not Related to Due Process | 2 | 0.4 | 4.0 | 2,564 |
| Mediation Agreements Not Related to Due Process | 1 | 0.2 | 3.0 | 1,946 |
| Total Mediation Agreements | 1 | 0.2 | 5.9 | 3,778 |
| Mediations Pending | 1 | 0.2 | 1.2 | 2,547 |
| Mediations Withdrawn or Not Held | 1 | 0.2 | 3.9 | 799 |

Due Process Complaints

| | | | | |
|--|---|-----|------|--------|
| Due Process Complaints Filed | 1 | 0.2 | 23.2 | 14,940 |
| Resolution Meetings Held | 0 | 0.0 | 12.2 | 7,852 |
| Resolution Meeting Agreements | 0 | 0.0 | 1.8 | 1,140 |
| Fully Adjudicated Hearings | 0 | 0.0 | 1.9 | 1,221 |
| Hearings Held within 45-Day Timeline | 0 | 0.0 | 0.3 | 219 |
| Decisions within 45-Day Timeline | 0 | 0.0 | 1.4 | 875 |
| Decisions within Extended Timelines | 0 | 0.0 | 1.7 | 1,094 |
| DP Complaints Pending | 0 | 0.0 | 5.7 | 3,705 |
| DP Complaints Withdrawn, Dismissed or Resolved Without a Hearing | 1 | 0.2 | 15.5 | 10,014 |

Expedited Due Process Hearing Requests (EHR)**

| | | | | |
|--|---|-----|-----|-----|
| EHR DP Complaints Filed | 0 | 0.0 | 0.4 | 287 |
| EHR Resolution Meetings Held | 0 | 0.0 | 0.2 | 115 |
| EHR Resolution Meeting Agreements | 0 | 0.0 | 0.1 | 70 |
| EHR Fully Adjudicated Hearings | 0 | 0.0 | 0.0 | 31 |
| EHR Change of Placement Ordered | 0 | 0.0 | 0.0 | 6 |
| EHR DP Complaints Pending | 0 | 0.0 | 0.0 | 15 |
| EHR DP Complaints Withdrawn, Dismissed or Resolved Without a Hearing | 0 | 0.0 | 0.4 | 241 |

Notes:

* "Per 10K" values are computed by dividing the number of events by childcount (3-21 years) times 10,000; these "per capita" rates allow comparisons of activity across states.

** Except for *EHR Change of Placement Ordered*, all EHR data points are included in the numbers reported for Due Process Complaints.

For questions regarding this report, contact Diana Cruz at: cadre@directionservice.org.



2012-13

| | Nebraska | | Comparator | |
|--|-----------------|-----------------|-----------------|-----------------|
| | Number Reported | Events Per 10K* | 50 States | |
| | | | Events Per 10K* | Number Reported |
| Written State Complaints | | | | |
| Written State Complaints Filed | 10 | 2.2 | 7.7 | 4,943 |
| Reports Issued Total | 7 | 1.5 | 4.8 | 3,098 |
| Reports with Findings | 4 | 0.9 | 3.2 | 2,045 |
| Reports within 60-Day Timeline | 7 | 1.5 | 4.5 | 2,876 |
| Reports within Extended Timelines | 0 | 0.0 | 0.3 | 200 |
| Total Reports within Timelines | 7 | 1.5 | 4.8 | 3,076 |
| Written State Complaints Pending | 0 | 0.0 | 0.2 | 147 |
| Complaints Pending a Due Process Complaint | 0 | 0.0 | 0.1 | 49 |
| Complaints Withdrawn or Dismissed | 3 | 0.7 | 2.6 | 1,698 |

Mediations

| | | | | |
|---|---|-----|------|-------|
| Mediation Requests Total | 4 | 0.9 | 13.6 | 8,744 |
| Mediations Held | 3 | 0.7 | 8.6 | 5,497 |
| Due Process-Related Mediations | 0 | 0.0 | 4.3 | 2,786 |
| Due Process-Related Mediation Agreements | 0 | 0.0 | 2.6 | 1,699 |
| Mediations Not Related to Due Process | 3 | 0.7 | 4.2 | 2,711 |
| Mediation Agreements Not Related to Due Process | 3 | 0.7 | 3.3 | 2,089 |
| Total Mediation Agreements | 3 | 0.7 | 5.9 | 3,788 |
| Mediations Pending | 0 | 0.0 | 1.5 | 2,274 |
| Mediations Withdrawn or Not Held | 1 | 0.2 | 3.5 | 973 |

Due Process Complaints

| | | | | |
|--|---|-----|------|--------|
| Due Process Complaints Filed | 2 | 0.4 | 21.8 | 13,987 |
| Resolution Meetings Held | 0 | 0.0 | 11.6 | 7,442 |
| Resolution Meeting Agreements | 0 | 0.0 | 1.9 | 1,189 |
| Fully Adjudicated Hearings | 0 | 0.0 | 1.8 | 1,139 |
| Hearings Held within 45-Day Timeline | 0 | 0.0 | 0.4 | 231 |
| Decisions within 45-Day Timeline | 0 | 0.0 | 1.2 | 770 |
| Decisions within Extended Timelines | 0 | 0.0 | 1.6 | 1,001 |
| DP Complaints Pending | 0 | 0.0 | 4.8 | 3,100 |
| DP Complaints Withdrawn, Dismissed or Resolved Without a Hearing | 2 | 0.4 | 15.2 | 9,748 |

Expedited Due Process Hearing Requests (EHR)**

| | | | | |
|--|---|-----|-----|-----|
| EHR DP Complaints Filed | 0 | 0.0 | 0.5 | 298 |
| EHR Resolution Meetings Held | 0 | 0.0 | 0.2 | 150 |
| EHR Resolution Meeting Agreements | 0 | 0.0 | 0.1 | 72 |
| EHR Fully Adjudicated Hearings | 0 | 0.0 | 0.1 | 40 |
| EHR Change of Placement Ordered | 0 | 0.0 | 0.0 | 6 |
| EHR DP Complaints Pending | 0 | 0.0 | 0.0 | 15 |
| EHR DP Complaints Withdrawn, Dismissed or Resolved Without a Hearing | 0 | 0.0 | 0.4 | 243 |

Notes:

* "Per 10K" values are computed by dividing the number of events by childcount (3-21 years) times 10,000; these "per capita" rates allow comparisons of activity across states.

** Except for *EHR Change of Placement Ordered*, all EHR data points are included in the numbers reported for Due Process Complaints.

For questions regarding this report, contact Diana Cruz at: cadre@directionservice.org.



2011-12

| | Nebraska | | Comparator | |
|--|-----------------|-----------------|-----------------|-----------------|
| | Number Reported | Events Per 10K* | 50 States | |
| | | | Events Per 10K* | Number Reported |
| Written State Complaints | | | | |
| Written State Complaints Filed | 10 | 2.2 | 7.7 | 4,893 |
| Reports Issued Total | 9 | 2.0 | 4.9 | 3,113 |
| Reports with Findings | 5 | 1.1 | 3.5 | 2,261 |
| Reports within 60-Day Timeline | 8 | 1.8 | 4.6 | 2,917 |
| Reports within Extended Timelines | 1 | 0.2 | 0.2 | 159 |
| Total Reports within Timelines | 9 | 2.0 | 4.8 | 3,076 |
| Written State Complaints Pending | 0 | 0.0 | 0.2 | 130 |
| Complaints Pending a Due Process Complaint | 0 | 0.0 | 0.1 | 53 |
| Complaints Withdrawn or Dismissed | 1 | 0.2 | 2.6 | 1,661 |

Mediations

| | | | | |
|---|---|-----|------|-------|
| Mediation Requests Total | 8 | 1.8 | 13.4 | 8,533 |
| Mediations Held | 7 | 1.6 | 8.7 | 5,576 |
| Due Process-Related Mediations | 0 | 0.0 | 4.4 | 2,803 |
| Due Process-Related Mediation Agreements | 0 | 0.0 | 2.6 | 1,670 |
| Mediations Not Related to Due Process | 7 | 1.6 | 4.3 | 2,773 |
| Mediation Agreements Not Related to Due Process | 6 | 1.3 | 3.3 | 2,117 |
| Total Mediation Agreements | 6 | 1.3 | 5.9 | 3,787 |
| Mediations Pending | 0 | 0.0 | 1.4 | 2,079 |
| Mediations Withdrawn or Not Held | 1 | 0.2 | 3.3 | 878 |

Due Process Complaints

| | | | | |
|--|---|-----|------|--------|
| Due Process Complaints Filed | 3 | 0.7 | 22.4 | 14,319 |
| Resolution Meetings Held | 0 | 0.0 | 12.0 | 7,659 |
| Resolution Meeting Agreements | 0 | 0.0 | 2.1 | 1,339 |
| Fully Adjudicated Hearings | 0 | 0.0 | 1.7 | 1,106 |
| Hearings Held within 45-Day Timeline | 0 | 0.0 | 0.4 | 231 |
| Decisions within 45-Day Timeline | 0 | 0.0 | 1.2 | 764 |
| Decisions within Extended Timelines | 0 | 0.0 | 1.6 | 995 |
| DP Complaints Pending | 1 | 0.2 | 3.1 | 1,998 |
| DP Complaints Withdrawn, Dismissed or Resolved Without a Hearing | 2 | 0.4 | 17.6 | 11,215 |

Expedited Due Process Hearing Requests (EHR)**

| | | | | |
|--|---|-----|-----|-----|
| EHR DP Complaints Filed | 0 | 0.0 | 0.5 | 304 |
| EHR Resolution Meetings Held | 0 | 0.0 | 0.2 | 132 |
| EHR Resolution Meeting Agreements | 0 | 0.0 | 0.1 | 64 |
| EHR Fully Adjudicated Hearings | 0 | 0.0 | 0.0 | 27 |
| EHR Change of Placement Ordered | 0 | 0.0 | 0.0 | 10 |
| EHR DP Complaints Pending | 0 | 0.0 | 0.0 | 19 |
| EHR DP Complaints Withdrawn, Dismissed or Resolved Without a Hearing | 0 | 0.0 | 0.4 | 258 |

Notes:

* "Per 10K" values are computed by dividing the number of events by childcount (3-21 years) times 10,000; these "per capita" rates allow comparisons of activity across states.

** Except for *EHR Change of Placement Ordered*, all EHR data points are included in the numbers reported for Due Process Complaints.

For questions regarding this report, contact Diana Cruz at: cadre@directionservice.org.



2010-11

| | Nebraska | | Comparator | |
|--|-----------------|-----------------|-----------------|-----------------|
| | Number Reported | Events Per 10K* | 50 States | |
| | | | Events Per 10K* | Number Reported |
| Written State Complaints | | | | |
| Written State Complaints Filed | 11 | 2.5 | 7.6 | 4,911 |
| Reports Issued Total | 8 | 1.8 | 4.8 | 3,111 |
| Reports with Findings | 4 | 0.9 | 3.1 | 2,021 |
| Reports within 60-Day Timeline | 8 | 1.8 | 4.5 | 2,873 |
| Reports within Extended Timelines | 0 | 0.0 | 0.3 | 200 |
| Total Reports within Timelines | 8 | 1.8 | 4.8 | 3,073 |
| Written State Complaints Pending | 0 | 0.0 | 0.2 | 127 |
| Complaints Pending a Due Process Complaint | 0 | 0.0 | 0.1 | 72 |
| Complaints Withdrawn or Dismissed | 3 | 0.7 | 2.6 | 1,673 |

Mediations

| | | | | |
|---|---|-----|------|-------|
| Mediation Requests Total | 5 | 1.1 | 12.6 | 8,068 |
| Mediations Held | 4 | 0.9 | 8.1 | 5,177 |
| Due Process-Related Mediations | 0 | 0.0 | 3.9 | 2,501 |
| Due Process-Related Mediation Agreements | 0 | 0.0 | 2.4 | 1,569 |
| Mediations Not Related to Due Process | 4 | 0.9 | 4.2 | 2,676 |
| Mediation Agreements Not Related to Due Process | 4 | 0.9 | 3.2 | 2,054 |
| Total Mediation Agreements | 4 | 0.9 | 5.6 | 3,623 |
| Mediations Pending | 0 | 0.0 | 1.1 | 2,209 |
| Mediations Withdrawn or Not Held | 1 | 0.2 | 3.4 | 682 |

Due Process Complaints

| | | | | |
|--|---|-----|------|--------|
| Due Process Complaints Filed | 5 | 1.1 | 21.7 | 13,914 |
| Resolution Meetings Held | 2 | 0.5 | 12.2 | 7,841 |
| Resolution Meeting Agreements | 0 | 0.0 | 2.3 | 1,487 |
| Fully Adjudicated Hearings | 0 | 0.0 | 1.3 | 823 |
| Hearings Held within 45-Day Timeline | 0 | 0.0 | 0.3 | 201 |
| Decisions within 45-Day Timeline | 0 | 0.0 | 0.9 | 549 |
| Decisions within Extended Timelines | 0 | 0.0 | 1.2 | 750 |
| DP Complaints Pending | 1 | 0.2 | 4.4 | 2,840 |
| DP Complaints Withdrawn, Dismissed or Resolved Without a Hearing | 4 | 0.9 | 16.0 | 10,251 |

Expedited Due Process Hearing Requests (EHR)**

| | | | | |
|--|---|-----|-----|-----|
| EHR DP Complaints Filed | 0 | 0.0 | 0.5 | 311 |
| EHR Resolution Meetings Held | 0 | 0.0 | 0.2 | 153 |
| EHR Resolution Meeting Agreements | 0 | 0.0 | 0.1 | 80 |
| EHR Fully Adjudicated Hearings | 0 | 0.0 | 0.1 | 35 |
| EHR Change of Placement Ordered | 0 | 0.0 | 0.0 | 10 |
| EHR DP Complaints Pending | 0 | 0.0 | 0.0 | 14 |
| EHR DP Complaints Withdrawn, Dismissed or Resolved Without a Hearing | 0 | 0.0 | 0.4 | 262 |

Notes:

* "Per 10K" values are computed by dividing the number of events by childcount (3-21 years) times 10,000; these "per capita" rates allow comparisons of activity across states.

** Except for *EHR Change of Placement Ordered*, all EHR data points are included in the numbers reported for Due Process Complaints.

For questions regarding this report, contact Diana Cruz at: cadre@directionservice.org.



2009-10

| | Nebraska | | Comparator | |
|--|-----------------|-----------------|-----------------|-----------------|
| | Number Reported | Events Per 10K* | 50 States | |
| | | | Events Per 10K* | Number Reported |
| Written State Complaints | | | | |
| Written State Complaints Filed | 4 | 0.9 | 7.4 | 4,781 |
| Reports Issued Total | 3 | 0.7 | 4.5 | 2,943 |
| Reports with Findings | 2 | 0.5 | 3.2 | 2,044 |
| Reports within 60-Day Timeline | 3 | 0.7 | 4.1 | 2,632 |
| Reports within Extended Timelines | 0 | 0.0 | 0.3 | 216 |
| Total Reports within Timelines | 3 | 0.7 | 4.4 | 2,848 |
| Written State Complaints Pending | 0 | 0.0 | 0.7 | 446 |
| Complaints Pending a Due Process Complaint | 0 | 0.0 | 0.1 | 65 |
| Complaints Withdrawn or Dismissed | 1 | 0.2 | 2.2 | 1,392 |

Mediations

| | | | | |
|---|---|-----|------|-------|
| Mediation Requests Total | 4 | 0.9 | 11.9 | 7,673 |
| Mediations Held | 3 | 0.7 | 7.7 | 4,956 |
| Due Process-Related Mediations | 1 | 0.2 | 3.6 | 2,343 |
| Due Process-Related Mediation Agreements | 0 | 0.0 | 2.1 | 1,334 |
| Mediations Not Related to Due Process | 3 | 0.7 | 4.0 | 2,614 |
| Mediation Agreements Not Related to Due Process | 2 | 0.5 | 3.2 | 2,078 |
| Total Mediation Agreements | 2 | 0.5 | 5.3 | 3,412 |
| Mediations Pending | 0 | 0.0 | 1.1 | 2,001 |
| Mediations Withdrawn or Not Held | 0 | 0.0 | 3.1 | 714 |

Due Process Complaints

| | | | | |
|--|---|-----|------|--------|
| Due Process Complaints Filed | 2 | 0.5 | 21.2 | 13,711 |
| Resolution Meetings Held | 1 | 0.2 | 11.7 | 7,569 |
| Resolution Meeting Agreements | 0 | 0.0 | 2.7 | 1,774 |
| Fully Adjudicated Hearings | 0 | 0.0 | 1.4 | 888 |
| Hearings Held within 45-Day Timeline | 0 | 0.0 | 0.4 | 259 |
| Decisions within 45-Day Timeline | 0 | 0.0 | 0.8 | 538 |
| Decisions within Extended Timelines | 0 | 0.0 | 1.2 | 797 |
| DP Complaints Pending | 2 | 0.5 | 4.1 | 2,681 |
| DP Complaints Withdrawn, Dismissed or Resolved Without a Hearing | 0 | 0.0 | 15.7 | 10,142 |

Expedited Due Process Hearing Requests (EHR)**

| | | | | |
|--|---|-----|-----|-----|
| EHR DP Complaints Filed | 0 | 0.0 | 0.5 | 305 |
| EHR Resolution Meetings Held | 0 | 0.0 | 0.2 | 118 |
| EHR Resolution Meeting Agreements | 0 | 0.0 | 0.1 | 54 |
| EHR Fully Adjudicated Hearings | 0 | 0.0 | 0.1 | 33 |
| EHR Change of Placement Ordered | 0 | 0.0 | 0.0 | 8 |
| EHR DP Complaints Pending | 0 | 0.0 | 0.1 | 35 |
| EHR DP Complaints Withdrawn, Dismissed or Resolved Without a Hearing | 0 | 0.0 | 0.4 | 236 |

Notes:

* "Per 10K" values are computed by dividing the number of events by childcount (3-21 years) times 10,000; these "per capita" rates allow comparisons of activity across states.

** Except for *EHR Change of Placement Ordered*, all EHR data points are included in the numbers reported for Due Process Complaints.

For questions regarding this report, contact Diana Cruz at: cadre@directionservice.org.



2008-09

| | Nebraska | | Comparator | |
|--|-----------------|-----------------|-----------------|-----------------|
| | Number Reported | Events Per 10K* | 50 States | |
| | | | Events Per 10K* | Number Reported |
| Written State Complaints | | | | |
| Written State Complaints Filed | 3 | 0.7 | 7.5 | 4,895 |
| Reports Issued Total | 3 | 0.7 | 5.1 | 3,312 |
| Reports with Findings | 1 | 0.2 | 3.6 | 2,308 |
| Reports within 60-Day Timeline | 3 | 0.7 | 4.6 | 2,954 |
| Reports within Extended Timelines | 0 | 0.0 | 0.5 | 304 |
| Total Reports within Timelines | 3 | 0.7 | 5.0 | 3,258 |
| Written State Complaints Pending | 0 | 0.0 | 0.2 | 144 |
| Complaints Pending a Due Process Complaint | 0 | 0.0 | 0.1 | 72 |
| Complaints Withdrawn or Dismissed | 0 | 0.0 | 2.2 | 1,439 |

Mediations

| | | | | |
|---|---|-----|------|-------|
| Mediation Requests Total | 8 | 1.8 | 12.1 | 7,854 |
| Mediations Held | 6 | 1.4 | 8.1 | 5,245 |
| Due Process-Related Mediations | 0 | 0.0 | 3.9 | 2,515 |
| Due Process-Related Mediation Agreements | 0 | 0.0 | 2.3 | 1,512 |
| Mediations Not Related to Due Process | 6 | 1.4 | 4.2 | 2,730 |
| Mediation Agreements Not Related to Due Process | 6 | 1.4 | 3.3 | 2,125 |
| Total Mediation Agreements | 6 | 1.4 | 5.6 | 3,637 |
| Mediations Not Held (Including Pending) | 2 | 0.5 | 4.0 | 2,609 |

Due Process Complaints

| | | | | |
|--|---|-----|------|--------|
| Due Process Complaints Filed | 6 | 1.4 | 21.6 | 14,017 |
| Resolution Meetings Held | 3 | 0.7 | 11.0 | 7,152 |
| Resolution Meeting Agreements | 0 | 0.0 | 2.6 | 1,686 |
| Fully Adjudicated Hearings | 1 | 0.2 | 1.6 | 1,024 |
| Hearings Held within 45-Day Timeline | 1 | 0.0 | 0.4 | 250 |
| Decisions within 45-Day Timeline | 0 | 0.2 | 1.0 | 645 |
| Decisions within Extended Timelines | 1 | 0.2 | 1.4 | 895 |
| DP Complaints Pending | 4 | 0.9 | 3.5 | 2,289 |
| DP Complaints Withdrawn, Dismissed or Resolved Without a Hearing | 1 | 0.2 | 16.5 | 10,704 |

Expedited Due Process Hearing Requests (EHR)**

| | | | | |
|-----------------------------------|---|-----|-----|-----|
| EHR DP Complaints Filed | 0 | 0.0 | 0.5 | 305 |
| EHR Resolution Meetings Held | 0 | 0.0 | 0.2 | 128 |
| EHR Resolution Meeting Agreements | 0 | 0.0 | 0.1 | 73 |
| EHR Fully Adjudicated Hearings | 0 | 0.0 | 0.0 | 29 |
| EHR Change of Placement Ordered | 0 | 0.0 | 0.0 | 5 |

Notes:

* "Per 10K" values are computed by dividing the number of events by childcount (3-21 years) times 10,000; these "per capita" rates allow comparisons of activity across states.

** Except for *EHR Change of Placement Ordered*, all EHR data points are included in the numbers reported for Due Process Complaints.

For questions regarding this report, contact Diana Cruz at: cadre@directionservice.org.



2007-08

| | Nebraska | | Comparator | |
|--|-----------------|-----------------|-----------------|-----------------|
| | | | 50 States | |
| | Number Reported | Events Per 10K* | Events Per 10K* | Number Reported |
| Written State Complaints | | | | |
| Written State Complaints Filed | 4 | 0.9 | 8.3 | 5,497 |
| Reports Issued Total | 2 | 0.4 | 5.9 | 3,895 |
| Reports with Findings | 2 | 0.4 | 4.2 | 2,761 |
| Reports within 60-Day Timeline | 1 | 0.2 | 5.2 | 3,410 |
| Reports within Extended Timelines | 1 | 0.2 | 0.6 | 398 |
| Total Reports within Timelines | 2 | 0.4 | 5.8 | 3,808 |
| Written State Complaints Pending | 0 | 0.0 | 0.2 | 154 |
| Complaints Pending a Due Process Complaint | 0 | 0.0 | 0.1 | 83 |
| Complaints Withdrawn or Dismissed | 2 | 0.4 | 2.2 | 1,448 |

Mediations

| | | | | |
|---|----|-----|------|-------|
| Mediation Requests Total | 11 | 2.4 | 12.0 | 7,951 |
| Mediations Held | 8 | 1.8 | 7.5 | 4,989 |
| Due Process-Related Mediations | 0 | 0.0 | 3.1 | 2,070 |
| Due Process-Related Mediation Agreements | 0 | 0.0 | 2.1 | 1,362 |
| Mediations Not Related to Due Process | 8 | 1.8 | 4.4 | 2,919 |
| Mediation Agreements Not Related to Due Process | 5 | 1.1 | 3.4 | 2,269 |
| Total Mediation Agreements | 5 | 1.1 | 5.5 | 3,631 |
| Mediations Not Held (Including Pending) | 3 | 0.7 | 4.5 | 2,962 |

Due Process Complaints

| | | | | |
|--|---|-----|------|--------|
| Due Process Complaints Filed | 3 | 0.7 | 21.0 | 13,894 |
| Resolution Meetings Held | 0 | 0.0 | 12.2 | 8,090 |
| Resolution Meeting Agreements | 0 | 0.0 | 2.9 | 1,932 |
| Fully Adjudicated Hearings | 1 | 0.2 | 1.6 | 1,064 |
| Hearings Held within 45-Day Timeline | 1 | 0.0 | 0.4 | 288 |
| Decisions within 45-Day Timeline | 0 | 0.2 | 1.0 | 647 |
| Decisions within Extended Timelines | 1 | 0.2 | 1.4 | 935 |
| DP Complaints Pending | 0 | 0.0 | 4.9 | 3,228 |
| DP Complaints Withdrawn, Dismissed or Resolved Without a Hearing | 2 | 0.4 | 14.5 | 9,612 |

Expedited Due Process Hearing Requests (EHR)**

| | | | | |
|-----------------------------------|---|-----|-----|-----|
| EHR DP Complaints Filed | 0 | 0.0 | 0.5 | 302 |
| EHR Resolution Meetings Held | 0 | 0.0 | 0.3 | 180 |
| EHR Resolution Meeting Agreements | 0 | 0.0 | 0.1 | 76 |
| EHR Fully Adjudicated Hearings | 0 | 0.0 | 0.0 | 30 |
| EHR Change of Placement Ordered | 0 | 0.0 | 0.0 | 11 |

Notes:

* "Per 10K" values are computed by dividing the number of events by childcount (3-21 years) times 10,000; these "per capita" rates allow comparisons of activity across states.

** Except for *EHR Change of Placement Ordered*, all EHR data points are included in the numbers reported for Due Process Complaints.

For questions regarding this report, contact Diana Cruz at: cadre@directionservice.org.



2006-07

| | Nebraska | | Comparator | |
|--|-----------------|-----------------|-----------------|-----------------|
| | Number Reported | Events Per 10K* | 50 States | |
| | | | Events Per 10K* | Number Reported |
| Written State Complaints | | | | |
| Written State Complaints Filed | 5 | 1.1 | 8.2 | 5,500 |
| Reports Issued Total | 2 | 0.4 | 5.6 | 3,768 |
| Reports with Findings | 1 | 0.2 | 3.8 | 2,521 |
| Reports within 60-Day Timeline | 1 | 0.2 | 4.8 | 3,182 |
| Reports within Extended Timelines | 1 | 0.2 | 0.6 | 397 |
| Total Reports within Timelines | 2 | 0.4 | 5.4 | 3,579 |
| Written State Complaints Pending | 0 | 0.0 | 0.3 | 167 |
| Complaints Pending a Due Process Complaint | 0 | 0.0 | 0.1 | 86 |
| Complaints Withdrawn or Dismissed | 3 | 0.7 | 2.3 | 1,565 |

Mediations

| | | | | |
|---|----|-----|------|-------|
| Mediation Requests Total | 11 | 2.5 | 11.7 | 7,806 |
| Mediations Held | 6 | 1.3 | 8.1 | 5,377 |
| Due Process-Related Mediations | 1 | 0.2 | 3.7 | 2,449 |
| Due Process-Related Mediation Agreements | 0 | 0.0 | 1.7 | 1,158 |
| Mediations Not Related to Due Process | 5 | 1.1 | 4.4 | 2,928 |
| Mediation Agreements Not Related to Due Process | 5 | 1.1 | 3.4 | 2,252 |
| Total Mediation Agreements | 5 | 1.1 | 5.1 | 3,410 |
| Mediations Not Held (Including Pending) | 5 | 1.1 | 3.6 | 2,429 |

Due Process Complaints

| | | | | |
|--|---|-----|------|--------|
| Due Process Complaints Filed | 1 | 0.2 | 20.7 | 13,828 |
| Resolution Meetings Held | 0 | 0.0 | 13.0 | 8,704 |
| Resolution Meeting Agreements | 0 | 0.0 | 2.9 | 1,912 |
| Fully Adjudicated Hearings | 0 | 0.0 | 2.1 | 1,370 |
| Hearings Held within 45-Day Timeline | 0 | 0.0 | 0.5 | 332 |
| Decisions within 45-Day Timeline | 0 | 0.0 | 1.3 | 865 |
| Decisions within Extended Timelines | 0 | 0.0 | 1.8 | 1,197 |
| DP Complaints Pending | 1 | 0.2 | 2.5 | 1,683 |
| DP Complaints Withdrawn, Dismissed or Resolved Without a Hearing | 0 | 0.0 | 16.1 | 10,775 |

Expedited Due Process Hearing Requests (EHR)**

| | | | | |
|-----------------------------------|---|-----|-----|-----|
| EHR DP Complaints Filed | 0 | 0.0 | 0.4 | 289 |
| EHR Resolution Meetings Held | 0 | 0.0 | 0.3 | 167 |
| EHR Resolution Meeting Agreements | 0 | 0.0 | 0.1 | 98 |
| EHR Fully Adjudicated Hearings | 0 | 0.0 | 0.1 | 37 |
| EHR Change of Placement Ordered | 0 | 0.0 | 0.0 | 13 |

Notes:

* "Per 10K" values are computed by dividing the number of events by childcount (3-21 years) times 10,000; these "per capita" rates allow comparisons of activity across states.

** Except for *EHR Change of Placement Ordered*, all EHR data points are included in the numbers reported for Due Process Complaints.

For questions regarding this report, contact Diana Cruz at: cadre@directionservice.org.



2005-06

| | Nebraska | | Comparator | |
|--|-----------------|-----------------|-----------------|-----------------|
| | Number Reported | Events Per 10K* | 50 States | |
| | | | Events Per 10K* | Number Reported |
| Written State Complaints | | | | |
| Written State Complaints Filed | 13 | 2.9 | 8.7 | 5,798 |
| Reports Issued Total | 11 | 2.4 | 6.2 | 4,165 |
| Reports with Findings | 6 | 1.3 | 4.3 | 2,905 |
| Reports within 60-Day Timeline | 11 | 2.4 | 4.9 | 3,287 |
| Reports within Extended Timelines | 0 | 0.0 | 0.9 | 586 |
| Total Reports within Timelines | 11 | 2.4 | 5.8 | 3,873 |
| Written State Complaints Pending | 0 | 0.0 | 0.4 | 271 |
| Complaints Pending a Due Process Complaint | 0 | 0.0 | 0.2 | 142 |
| Complaints Withdrawn or Dismissed | 2 | 0.4 | 2.0 | 1,362 |

Mediations

| | | | | |
|---|---|-----|------|-------|
| Mediation Requests Total | 5 | 1.1 | 11.4 | 7,666 |
| Mediations Held | 5 | 1.1 | 8.0 | 5,335 |
| Due Process-Related Mediations | 0 | 0.0 | 3.7 | 2,480 |
| Due Process-Related Mediation Agreements | 0 | 0.0 | 2.5 | 1,659 |
| Mediations Not Related to Due Process | 5 | 1.1 | 4.3 | 2,854 |
| Mediation Agreements Not Related to Due Process | 4 | 0.9 | 3.4 | 2,273 |
| Total Mediation Agreements | 4 | 0.9 | 5.9 | 3,932 |
| Mediations Not Held (Including Pending) | 0 | 0.0 | 3.1 | 2,085 |

Due Process Complaints

| | | | | |
|--|---|-----|------|--------|
| Due Process Complaints Filed | 1 | 0.2 | 21.8 | 14,583 |
| Resolution Meetings Held | 1 | 0.2 | 5.5 | 3,678 |
| Resolution Meeting Agreements | 0 | 0.0 | 2.5 | 1,705 |
| Fully Adjudicated Hearings | 1 | 0.2 | 2.6 | 1,718 |
| Hearings Held within 45-Day Timeline | 1 | 0.2 | 0.6 | 382 |
| Decisions within 45-Day Timeline | 1 | 0.0 | 1.6 | 1,060 |
| Decisions within Extended Timelines | 0 | 0.2 | 2.2 | 1,442 |
| DP Complaints Pending | 0 | 0.0 | 3.7 | 2,466 |
| DP Complaints Withdrawn, Dismissed or Resolved Without a Hearing | 0 | 0.0 | 15.5 | 10,399 |

Expedited Due Process Hearing Requests (EHR)**

| | | | | |
|-----------------------------------|---|-----|-----|-----|
| EHR DP Complaints Filed | 0 | 0.0 | 0.4 | 251 |
| EHR Resolution Meetings Held | 0 | 0.0 | 0.1 | 97 |
| EHR Resolution Meeting Agreements | 0 | 0.0 | 0.1 | 43 |
| EHR Fully Adjudicated Hearings | 0 | 0.0 | 0.0 | 30 |
| EHR Change of Placement Ordered | 0 | 0.0 | 0.0 | 6 |

Notes:

* "Per 10K" values are computed by dividing the number of events by childcount (3-21 years) times 10,000; these "per capita" rates allow comparisons of activity across states.

** Except for *EHR Change of Placement Ordered*, all EHR data points are included in the numbers reported for Due Process Complaints.

For questions regarding this report, contact Diana Cruz at: cadre@directionservice.org.



2015-16

| | Nebraska | | Comparator | |
|--|-----------------|-----------------|-----------------|-----------------|
| | Number Reported | Events Per 10K* | 50 States | |
| | | | Events Per 10K* | Number Reported |
| Written State Complaints | | | | |
| Written State Complaints Filed | 6 | 1.3 | 8.0 | 5,301 |
| Reports Issued Total | 3 | 0.6 | 4.9 | 3,284 |
| Reports with Findings | 2 | 0.4 | 3.2 | 2,154 |
| Reports within 60-Day Timeline | 3 | 0.6 | 4.6 | 3,047 |
| Reports within Extended Timelines | 0 | 0.0 | 0.3 | 174 |
| Total Reports within Timelines | 3 | 0.6 | 4.8 | 3,221 |
| Written State Complaints Pending | 1 | 0.2 | 0.2 | 147 |
| Complaints Pending a Due Process Complaint | 0 | 0.0 | 0.1 | 55 |
| Complaints Withdrawn or Dismissed | 2 | 0.4 | 2.8 | 1,870 |

Mediations

| | | | | |
|---|---|-----|------|-------|
| Mediation Requests Total | 3 | 0.6 | 12.3 | 8,227 |
| Mediations Held | 3 | 0.6 | 9.4 | 6,263 |
| Due Process-Related Mediations | 0 | 0.0 | 5.0 | 3,360 |
| Due Process-Related Mediation Agreements | 0 | 0.0 | 3.0 | 1,981 |
| Mediations Not Related to Due Process | 3 | 0.6 | 4.4 | 2,903 |
| Mediation Agreements Not Related to Due Process | 3 | 0.6 | 3.2 | 2,146 |
| Total Mediation Agreements | 3 | 0.6 | 6.2 | 4,127 |
| Mediations Not Held (Including Pending) | 0 | 0.0 | 2.9 | 1,964 |

Due Process Complaints

| | | | | |
|--|---|-----|------|--------|
| Due Process Complaints Filed | 5 | 1.0 | 26.0 | 17,325 |
| Fully Adjudicated Hearings | 0 | 0.0 | 1.2 | 833 |
| Hearings Held within 45-Day Timeline | 0 | 0.0 | 0.3 | 216 |
| Decisions within 45-Day Timeline | 0 | 0.0 | 0.8 | 529 |
| Decisions within Extended Timelines | 0 | 0.0 | 1.1 | 745 |
| DP Complaints Pending | 0 | 0.0 | 8.8 | 5,890 |
| DP Complaints Withdrawn, Dismissed or Resolved Without a Hearing | 5 | 1.0 | 15.9 | 10,602 |

Expedited Due Process Hearing Requests (EHR)**

| | | | | |
|---------------------------------|---|-----|-----|-----|
| EHR DP Complaints Filed | 0 | 0.0 | 0.5 | 336 |
| EHR Fully Adjudicated Hearings | 0 | 0.0 | 0.0 | 24 |
| EHR Change of Placement Ordered | 0 | 0.0 | 0.0 | 6 |

Notes:

* "Per 10K" values are computed by dividing the number of events by childcount (3-21 years) times 10,000; these "per capita" rates allow comparisons of activity across states.

** EHR data collection and reporting was optional prior to SY 2005-06, when it became a required subset of Due Process Complaints. All EHR data points (except *EHR Change of Placement Ordered*) are included in the numbers reported for Due Process Complaints.

For questions regarding this report, contact Diana Cruz at: cadre@directionservice.org.